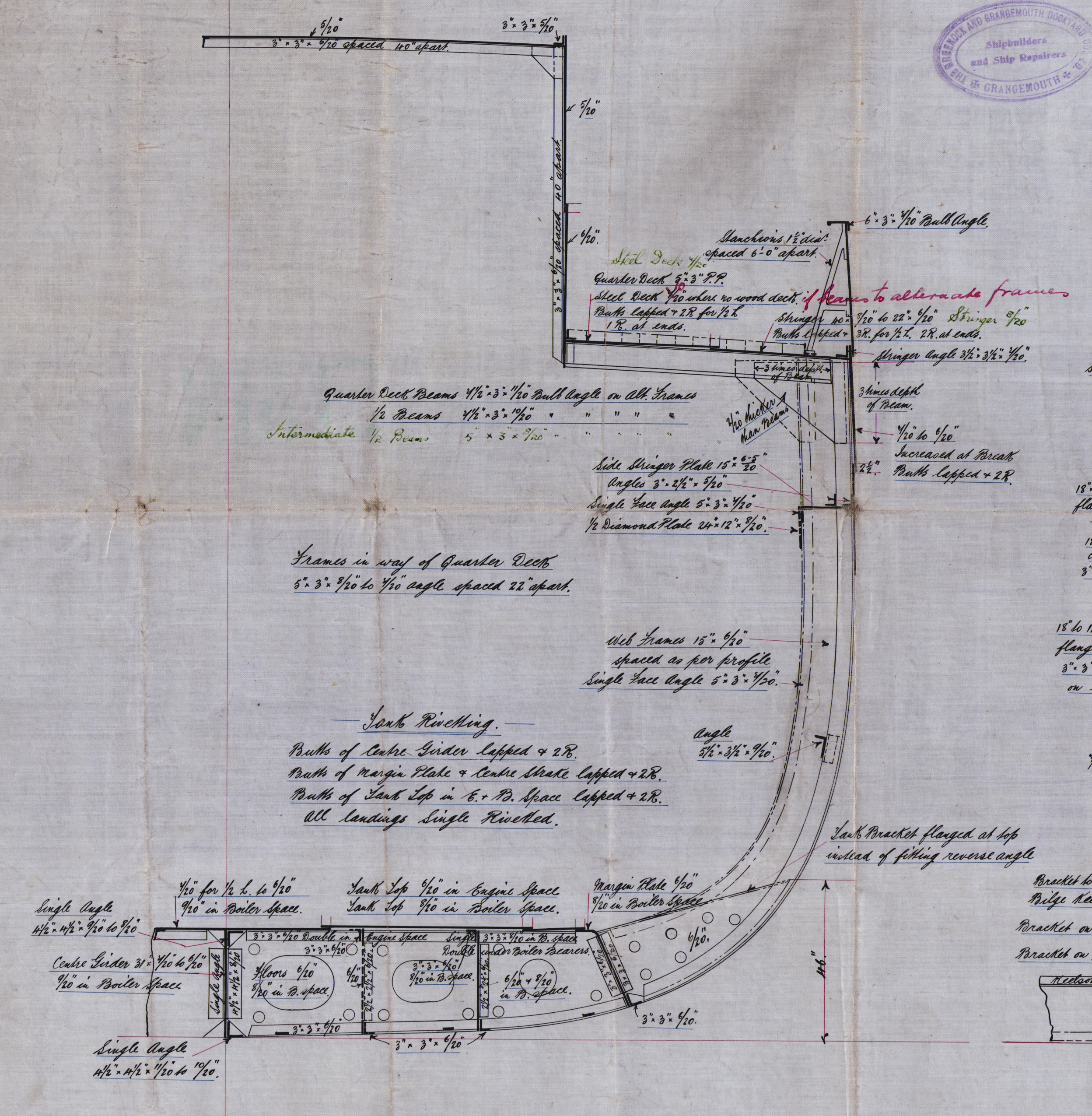


5.6.08

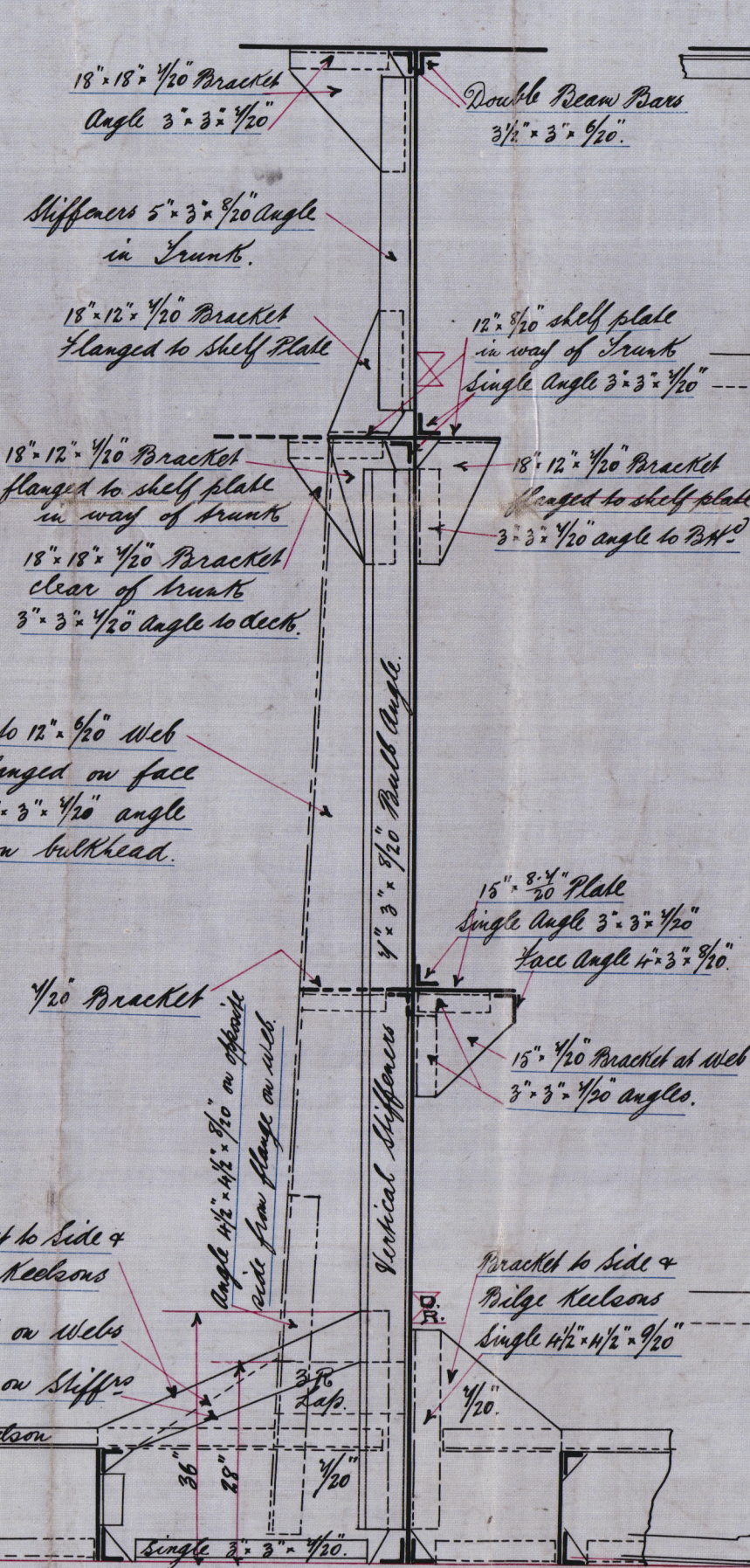
Section Through E. & P. Space  
In way of Quarter Deck



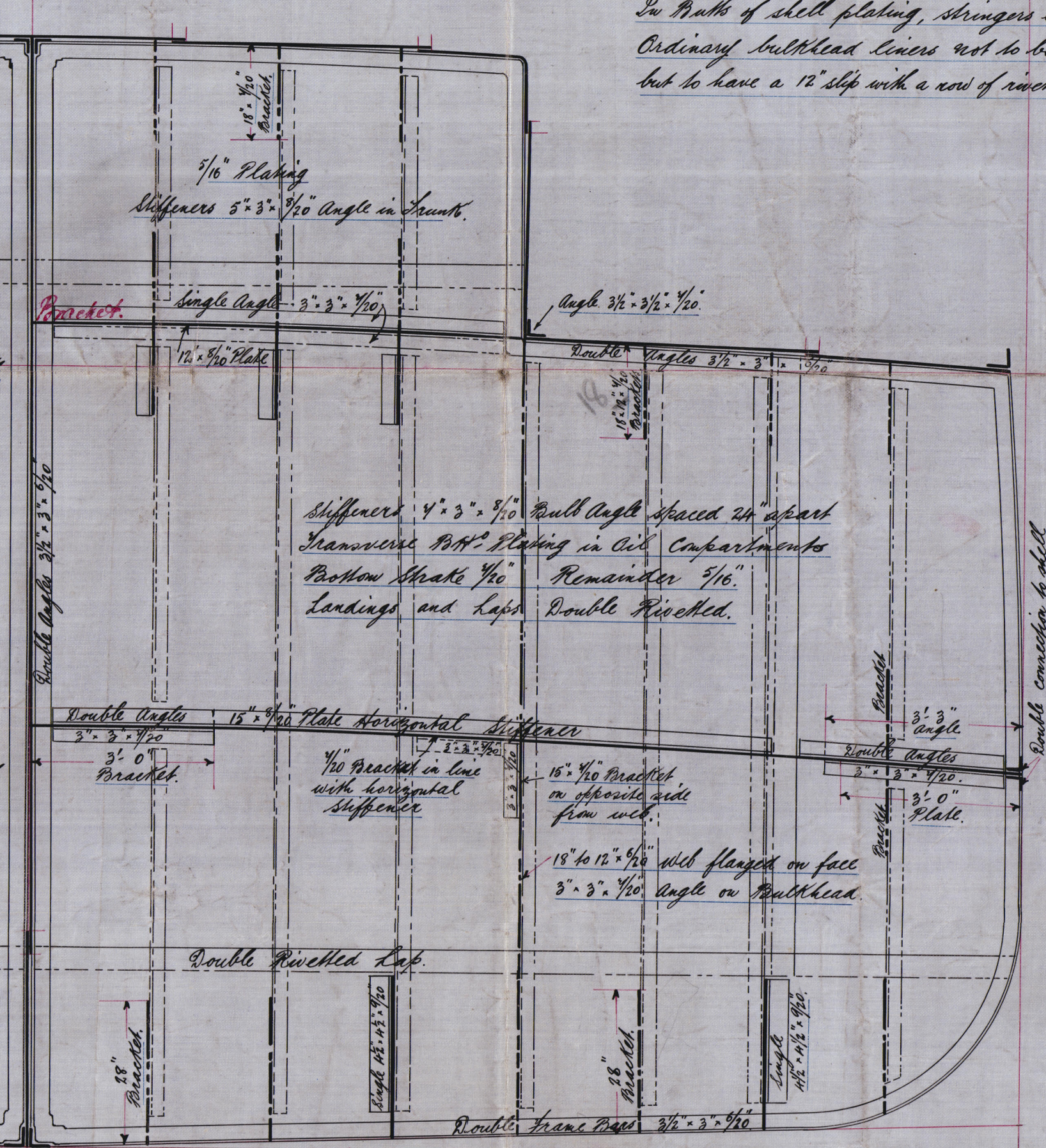
**Deck Riveting.**  
Butts of Centre Girders lapped + 2R.  
Butts of Margin Plate + Centre Strake lapped + 2R.  
Butts of Tank Top in E. & P. Space lapped + 2R.  
All landings Single Riveted.



Section of Transverse  
Oil Light Bulkheads

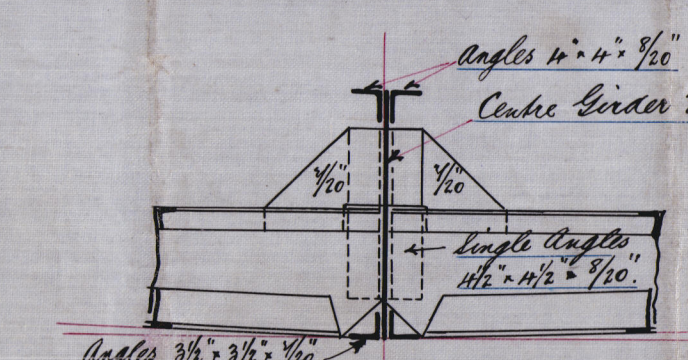


Plan of Transverse  
Oil Light Bulkheads



Shell landings to have one rivet more than rules in each row in each frame space and two rivets through frames at landings.  
Rivets through frames + shell str. 6 dia" apart 0.16 0.2.  
In Butts of shell plating, stiffeners str. 3 dia" apart 0.16 0.2.  
Ordinary bulkhead liners not to be fitted at oil bulkheads but to have a 12" strip with a row of rivets each side clear of frames.

Centre Keelson in Fore Hold.



Equipment No. 9280.58 + 995 = 10245.58

Anchor & Chains

1 Brown anchor	1 1/2 cwt Stockless
1 8" 8"	1 1/2 8" 8"
1 8" 8"	1 1/2 8" 8"
1 Shear 8"	1 1/2 8" 8"
1 Hedge 8"	2 8" 8"
185 fathoms	1 1/2" Stud Chain Cable
60 8"	1 1/2" Shear Chain or 3" S.W.
45 8"	3/4" Hemp or 2 1/2" S.W.
90 8"	6" Hawser or 2 1/2" S.W.

Owner's consent to blue wire to be obtained.

Oil Light Riveting

Numerals

1/2 Girth	24.04
1/2 Breadth	16.16
Depth	13.42
	56.62
	103.91 = 9280.58
	P. 2.



No. 303  
MIDSHIP SECTION  
STEEL SCREW STEAMER

TO CARRY OIL IN BULK & GENERAL GARGOES

DIMENSIONS

165'-0" B.F. x 32'-6" EXT. x 12'-9" M.L.D.

SCALE 1/2" = 1 FOOT.

TO CLASS 100 A.I. AT LLOYD'S SPECIAL SURVEY

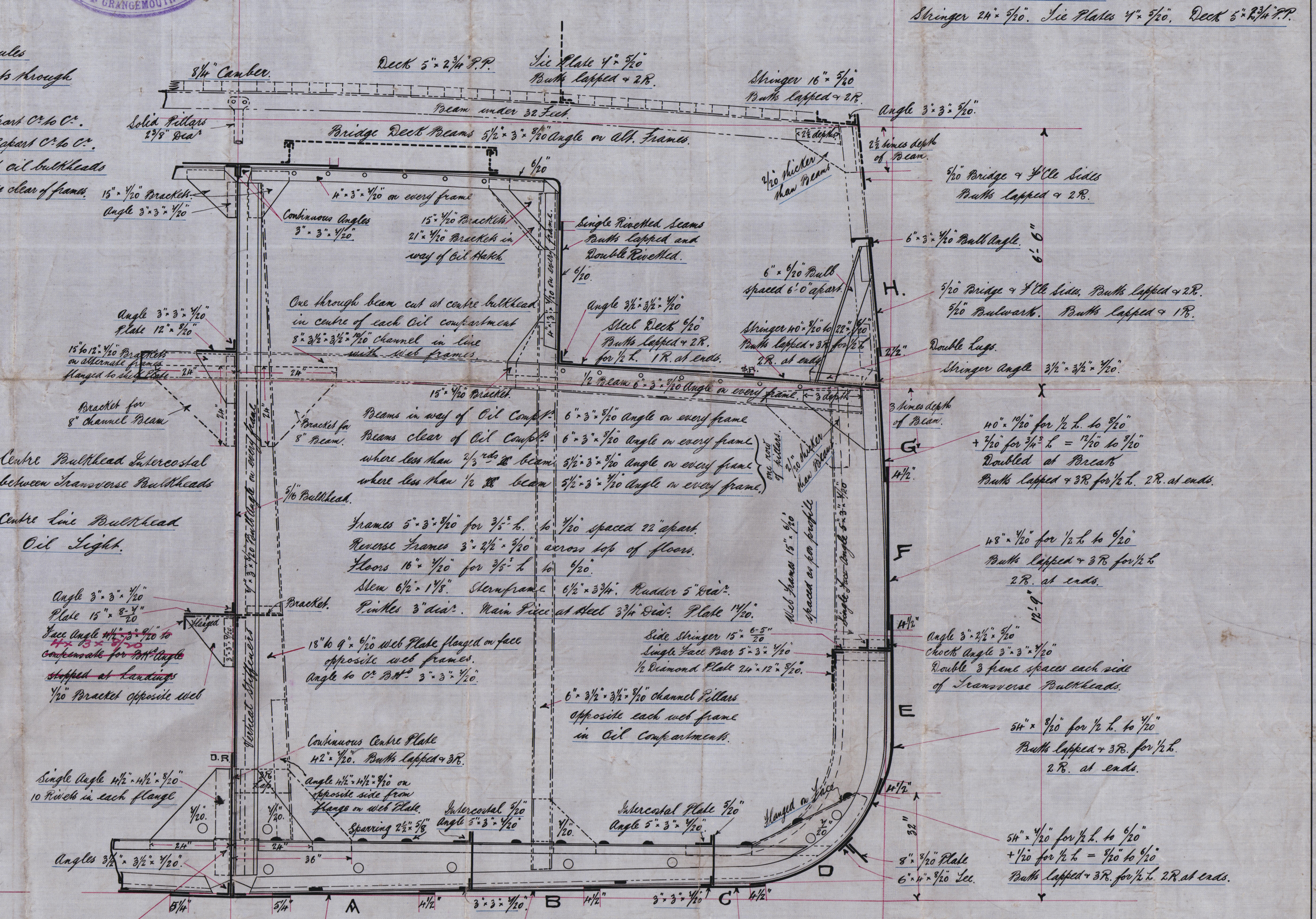
Proportions

Depth in Length 12.21  
Breadth in Length 5.06

Forecastle Deck

Forecastle Deck Beams 4' 3" 1/2" built angle on alternate frames  
Stringer 2 1/2" 1/2" 1/2" 1/2" Deck 6' 3" 1/2" 1/2"

Section through Oil Space



Centre Bulkhead Intercoastal between transverse Bulkheads  
Centre Line Bulkhead Oil Light.

W996-0813

Amended

Midship Section

No 309

Greenock - Glasgow

Dockyard Co. Ltd

Glasgow

"  
Oneida"

Lh 12437



© 2020

Lloyd's Register  
Foundation