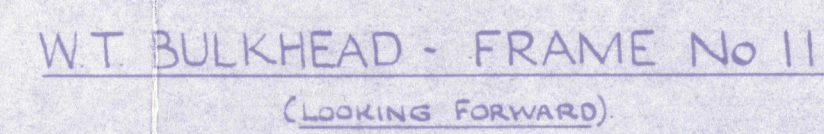


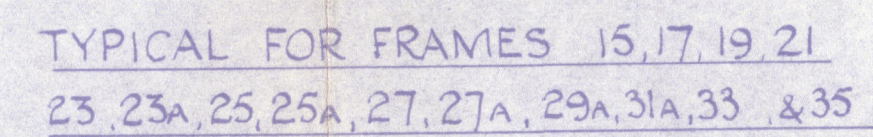
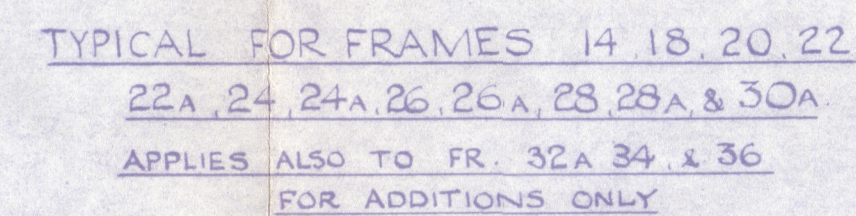
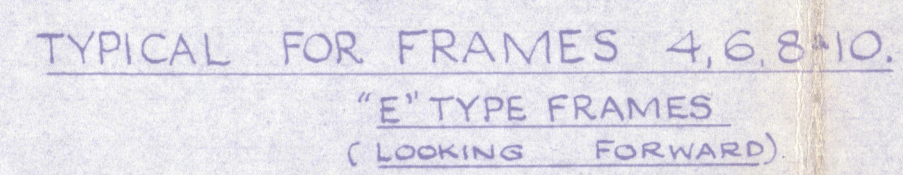


ACCESS PLATE - 10lbs. STIFFEN<sup>RS</sup>  
1 L FRAME TAPPED 3/4" WHIT. FOR  
FASTNGB. SPACED NOT MORE  
THAN 5 DIAS. \_\_\_\_\_



TYPICAL FOR FRAMES 3, 5, 7, & 9.

'D' TYPE FRAMES  
(LOOKING FORWARD)



53, WOODSIDE AVENUE, ECHINGHAM, SURREY

MODIFIED 16x46. U.S.

22-10-46

W992-0188

W942-0188

MODIFIED 16 ~~28~~ 46. U

DATE: 11.7.46.