

No. 333.

PROFILE & DECKS.

CLASS 100 A.I. Lloyds.

SCALE 1/8" = 1. FOOT.



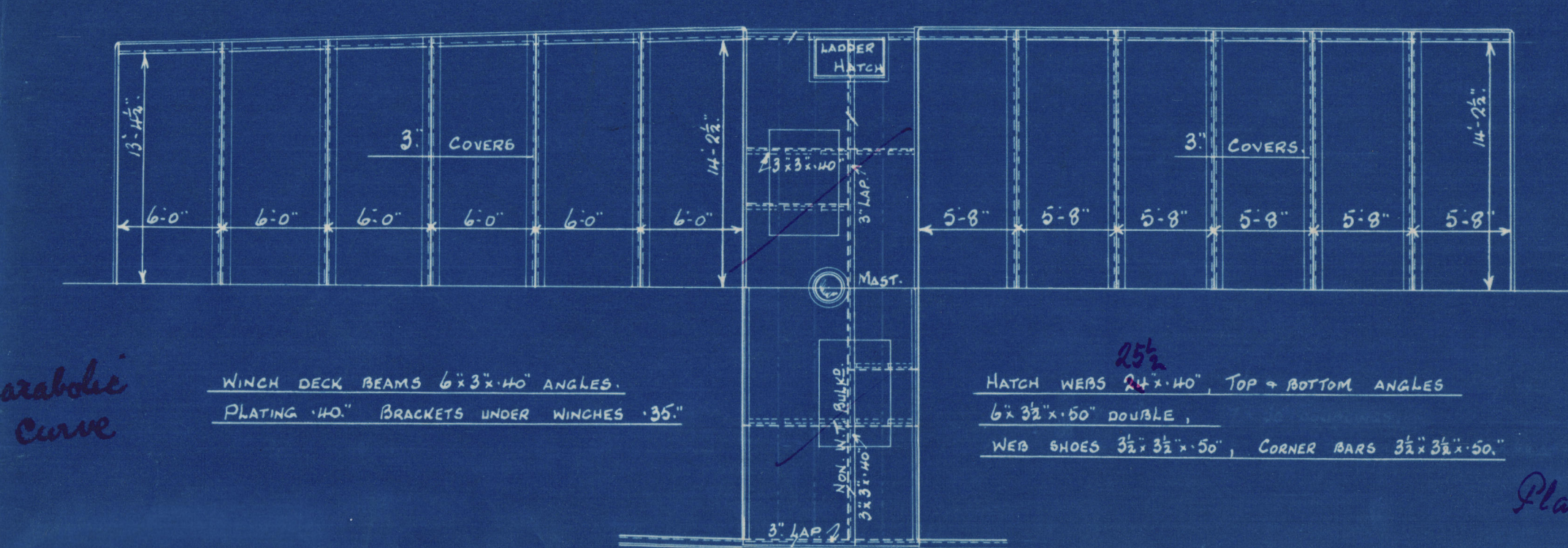
FREEBOARD PARTICULARS.

LENGTH B.P.	306'-0"
LENGTH ON LOAD LINE	305'-9 1/2"
BREADTH EXTREME	44'-6"
BREADTH MOULDED	44'-3"
DEPTH MOULDED TO UPPER D ^s	21'-6"
MOULDED DISPLACEMENT	AT 85% OF 2475.
DISPLACEMENT COEFFICIENT (M.O. DIS ^t)	.7749.
NO CEILING, NO CARGO BATTENS, RAISED QUARTER D ^s TYPE. DEEP BULB ANGLE FRAME.	

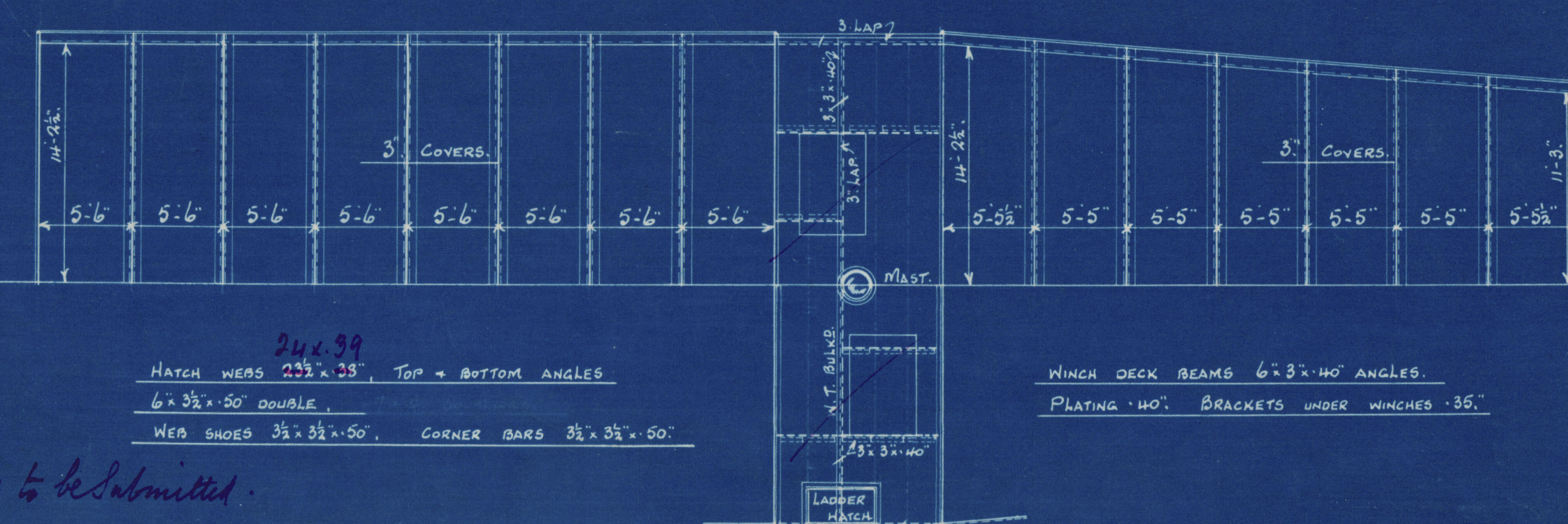
SHEER FORWARD	7'-8"
SHEER 1/8 L th FROM FORD	4'-3"
SHEER AFT	3'-5"
SHEER 1/8 L th FROM AFT	1'-10 1/2"
RAISED QUARTER D ^s	17'-8" x 4'-9"
FORECASTLE	34'-4" x 7'-3"
DEPTH OF HOLD	19'-4 1/2"

parabolic curve

AFTER HATCHES & WINCH DECK.

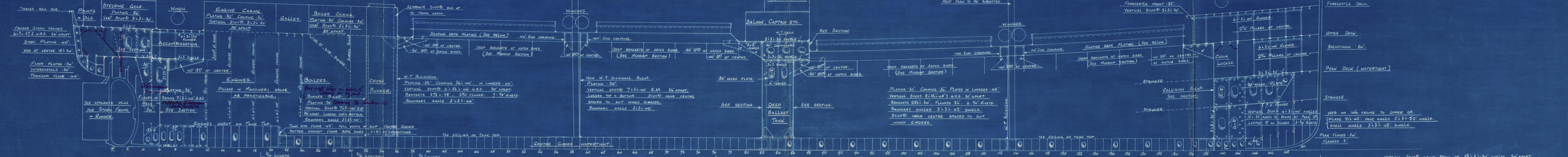


FORWARD HATCHES & WINCH DECK.

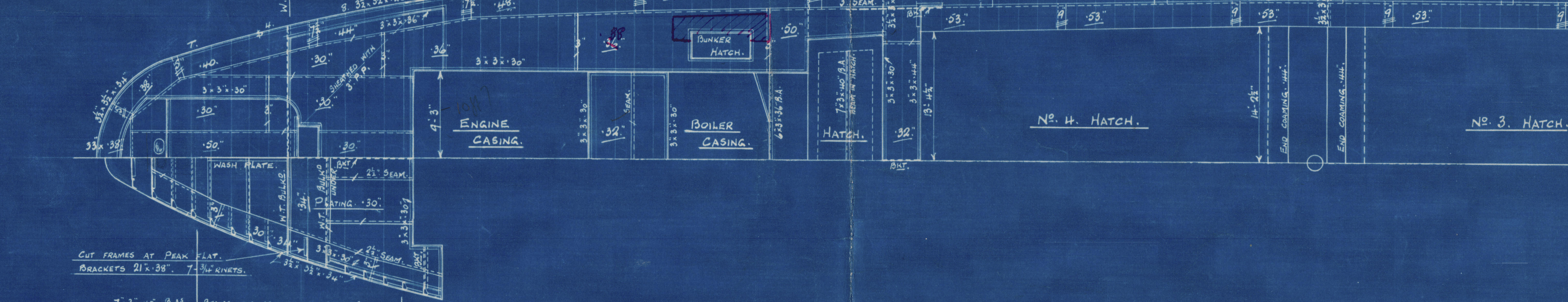


Plan of winch decks to be submitted.

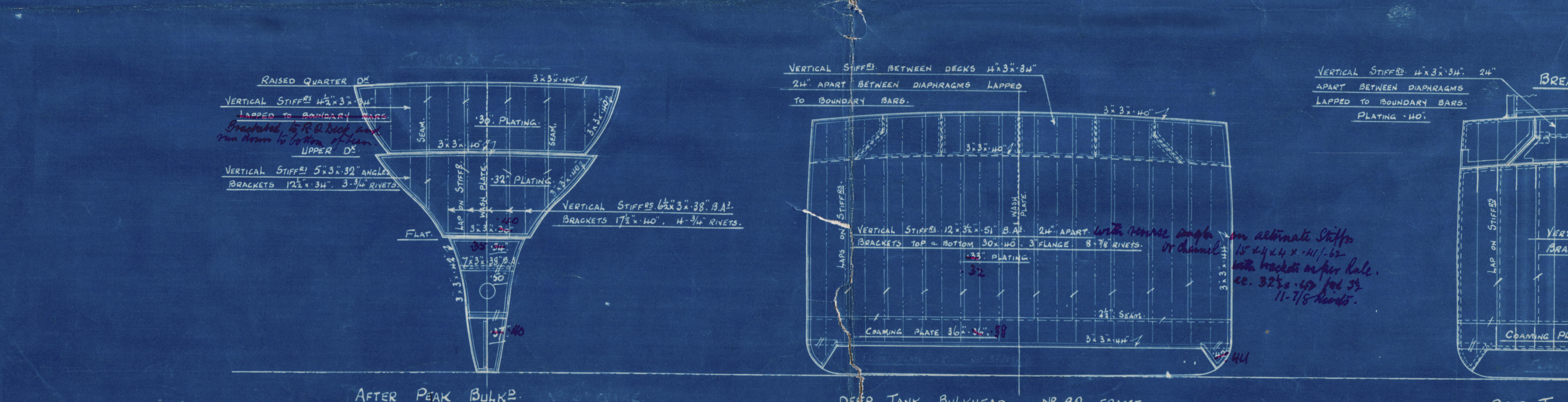
INCREASES IN LIEU OF PANTING STAINERS FORWARD.
SHELL PLATING INCREASED .06".
FRAMES INCREASED FROM 11x36x144 B.A. TO 11x36x144 B.A.
with 2 B.A. 6x36x144 on face of frames at normal position of stringers.




RAISED QUARTER DECK.




CABIN DECK.



STRENGTHENING IN WAY OF BREAK.

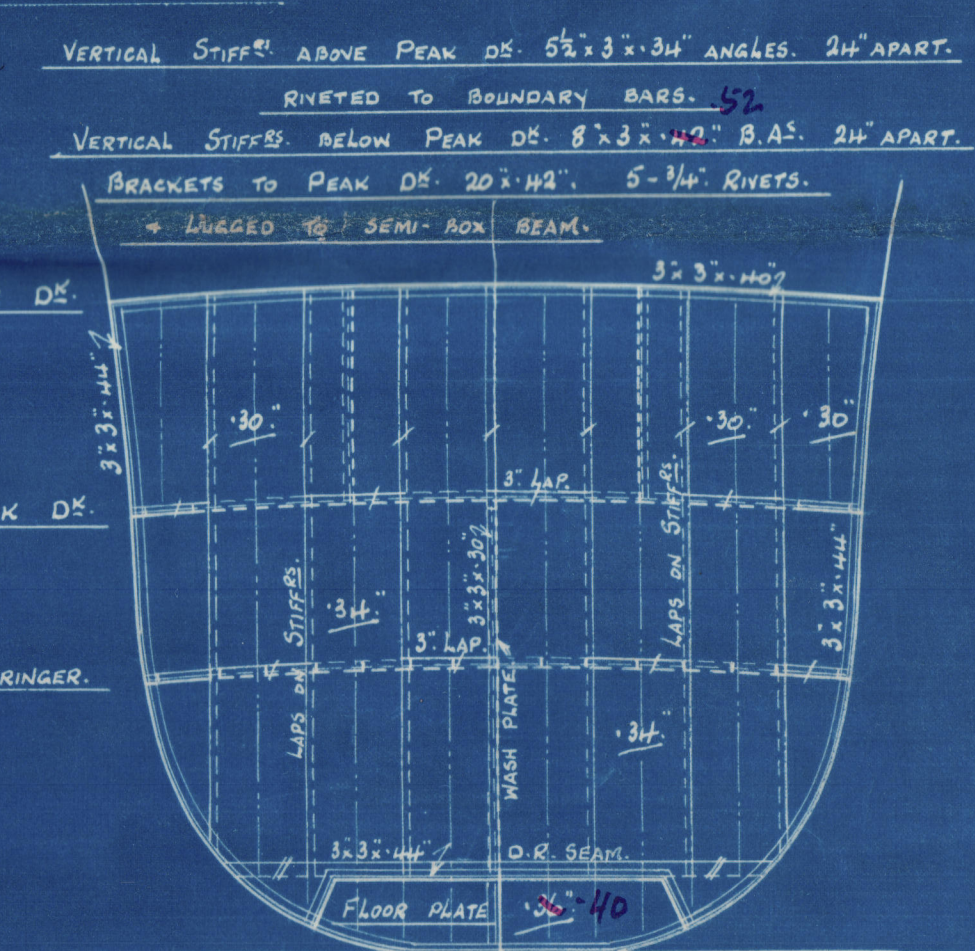


FORECASTLE DECK.

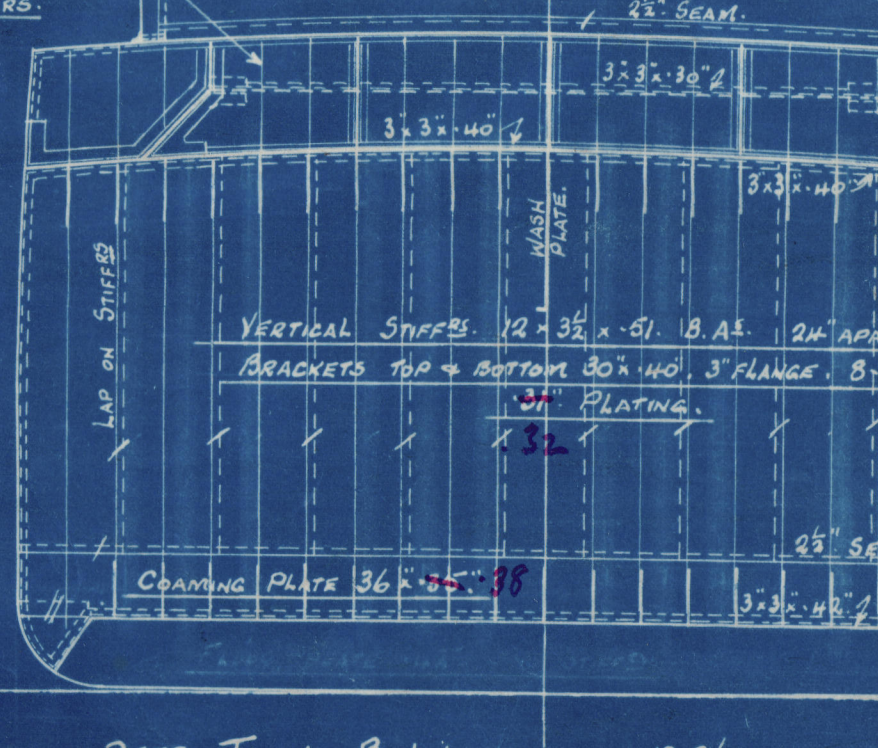


COLLISION BULKHEAD.

No. 139. FRAME.



BREAK BULKHEAD. No. 99. FRAME.



DEEP TANK BULKHEAD. No. 90. FRAME.

on alternate stiffeners

DEEP TANK BULKHEAD. No. 86. FRAME.

See note above for increases in lieu of stringers aft of collision bulkhead.


Chesley 333

Profile & Deck

S.S. "Wychemood".

SUNDERLAND RPT. NO. 31482.

W 99-0058



© 2019

Lloyd's Register
Foundation