



Profile 104



Profile plan. S.S. 104.

Rotterdam report. 1550

Blush Rose



W989-0147

RETAIN



© 2020

Lloyd's Register  
Foundation



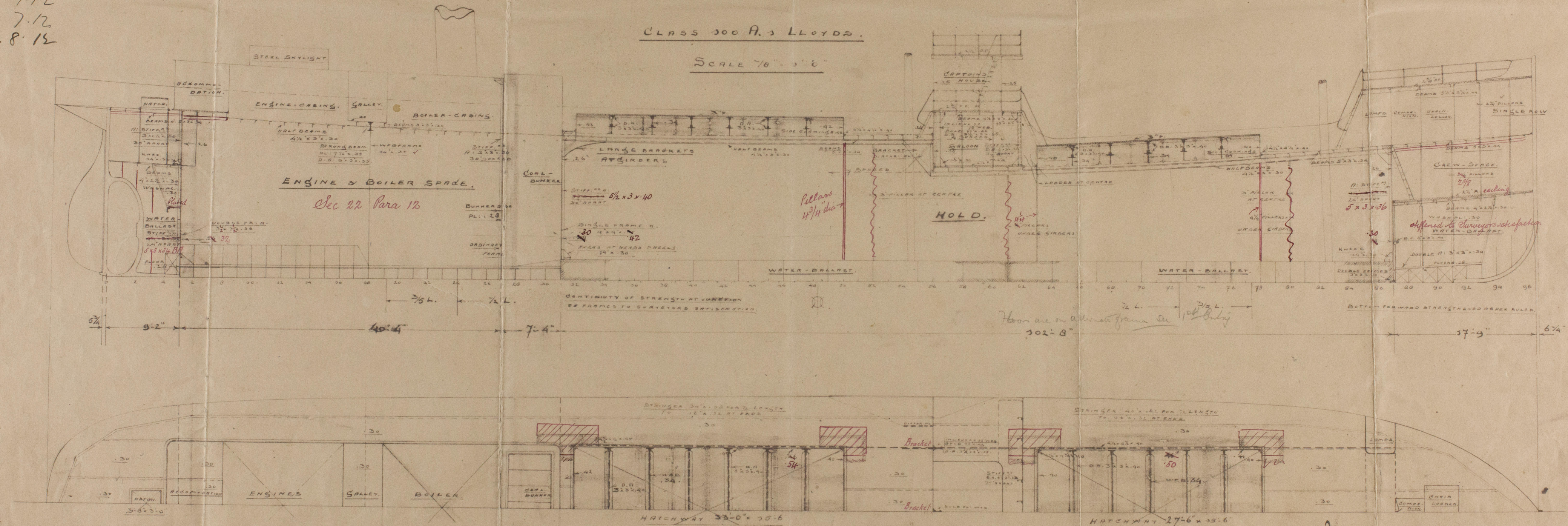
# LONGITUDINAL SECTION S.S. 304.

178'-3" x 28'-0" x 33'-5".

CLASS 300 A.3 LLOYDS.

SCALE 7/8" = 1'-0"

20.6.12  
8 7.12  
18 7.12  
29.8.12



Sec 22 Para 13

Pillars 1 3/4" dia

HOLD.

2 3/8" ceiling  
5 x 3 x 36  
different to Surveyors satisfaction

Floors are on alternate frame see 1st buty  
302'-8"

17'-9"

C.F.  
20/6/12