

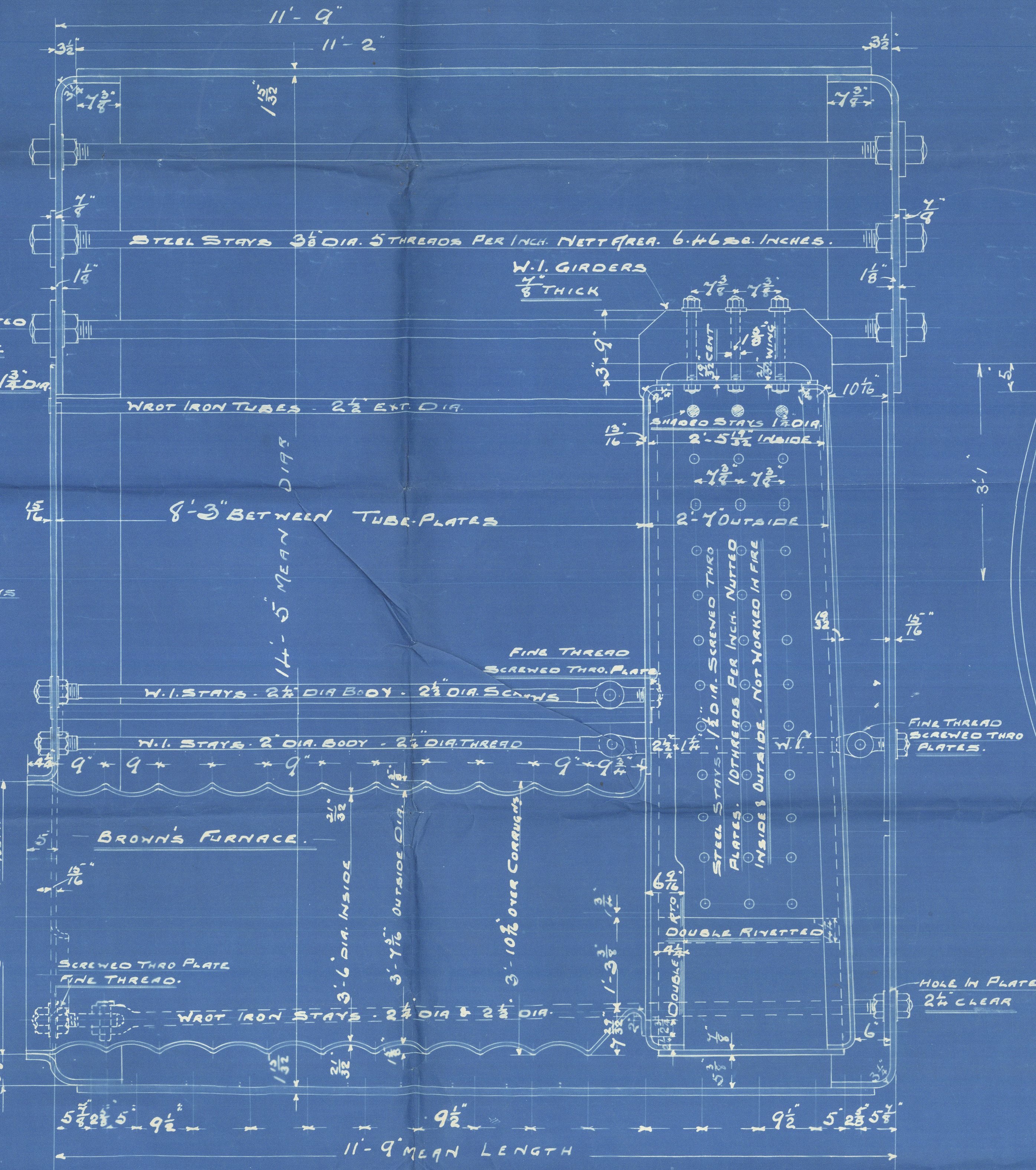
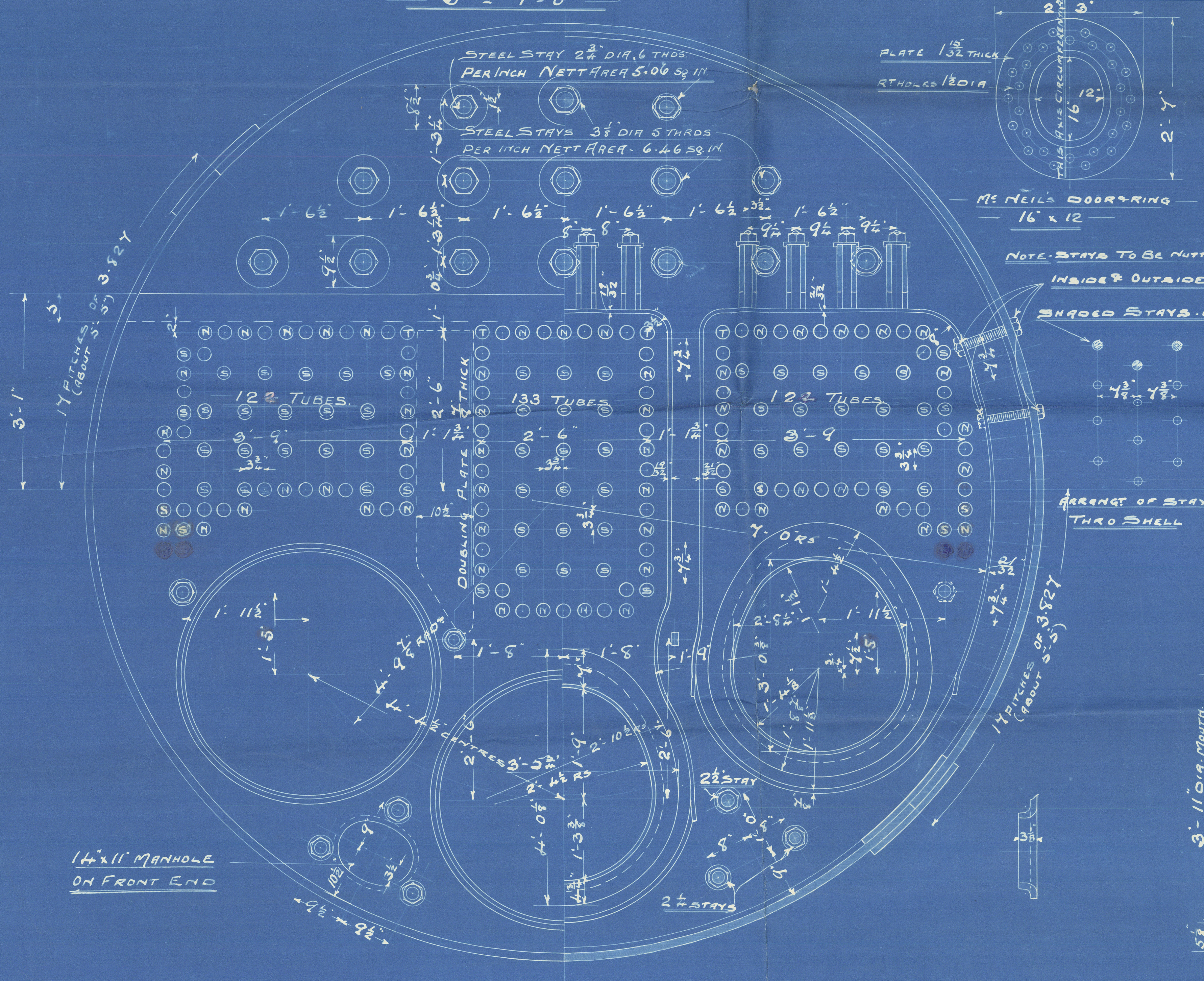
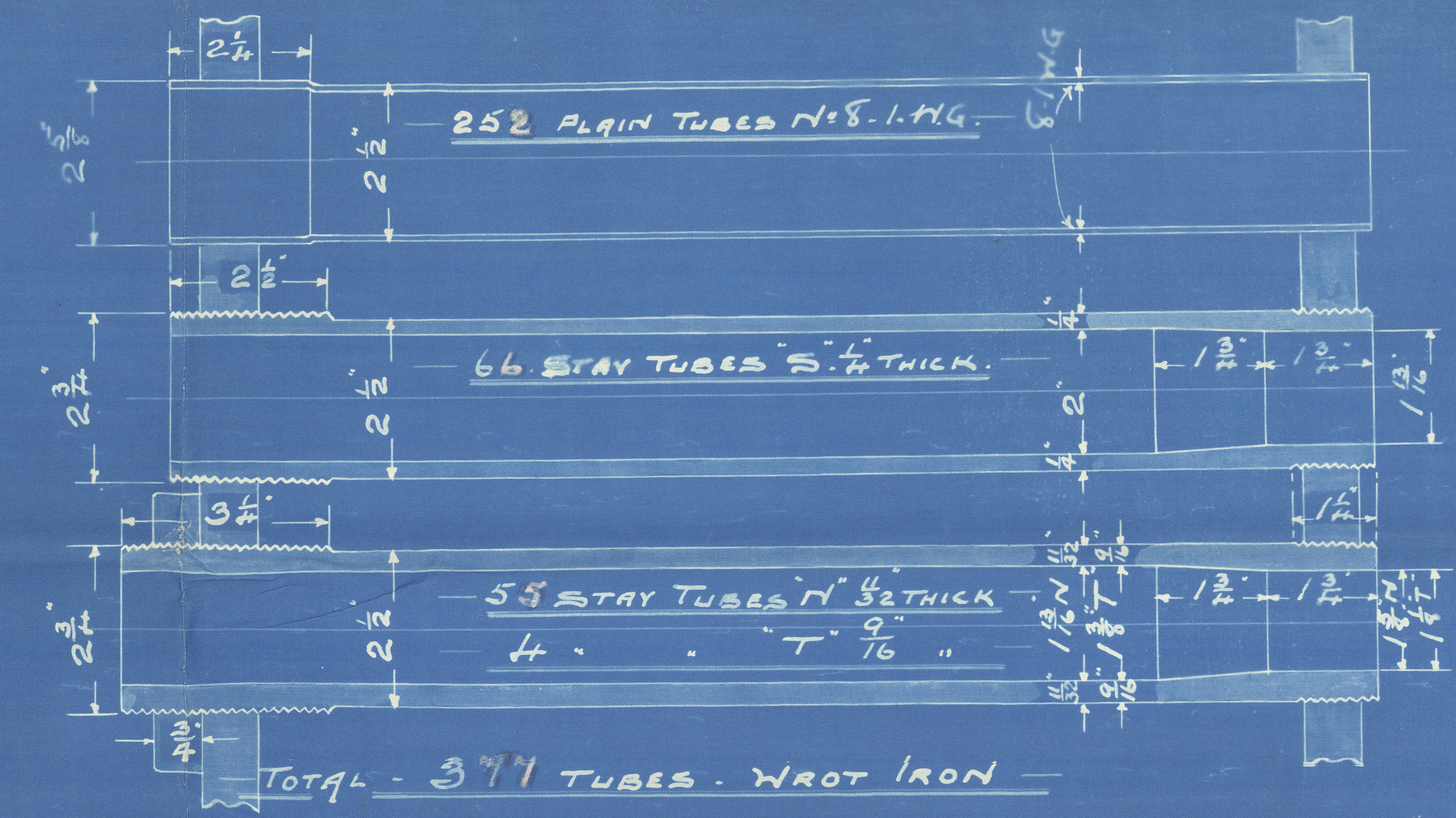


PLATE 1 3/8" THICK  
RIVET HOLES 1 1/2" DIA.  
OUTER BUTT STRAPS 1 3/8" THICK  
INNER 1 3/8"



17-1-06

HEATING SURFACE/BOILER 3 BOILERS	
TUBES	2054# 6171#
FURNACES	180" 540"
COMB. CHAM.	200" 600"
FRONT TUBE PLATE	28" 84"
TOTAL	2465# 7395#
GRATE AREA	

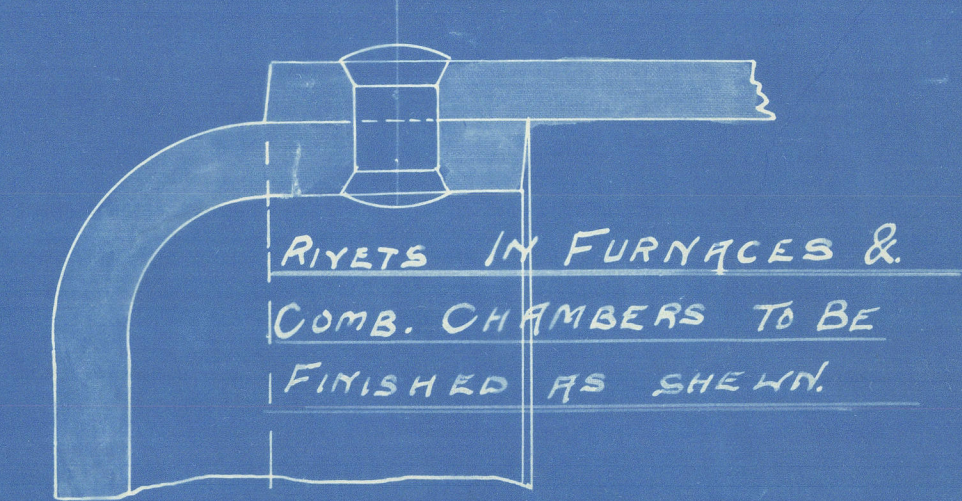


PARTICULARS OF RIVETING

SHELL	LONGITUDINAL SEAMS - DOUBLE BUTT STRAPS RIVETED AS SHOWN
	STRENGTH OF PLATE 54% 2% STRENGTH OF RIVET 88%
	CIRCUMFERENTIAL SEAMS - DOUBLE RIVETED AS SHOWN
END PLATES	LAPPED DOUBLE RIVETED 14" RIVETS 3 7/8" PITCH
	DOUBLE RIVETED 7/8" RIVETS 3" PITCH
FURNACES & COMB CHAM.	SINGLE RIVETED 7/8" RIVETS 2 1/2" PITCH
	ALL PLATES & RIVETS STEEL - ALL HOLES DRILLED IN PLACE
	MINIMUM TENSILE STRENGTH OF SHELL PLATES 29 TONS PER SQ. IN.
	MAXIMUM " " " 32 TONS
	MINIMUM " " BUTT STRAPS 25 TONS
	MAXIMUM " " " 32 TONS

WORKING PRESSURE 205 LBS PER SQ. INCH

TEST " 410 LBS



FURNACES & BACK TUBE PLATES CHAMFERED THIS ROUND TOP HALF

3-OFF.


MAIN BOILER N° 383-4.

UNDER SURVEY OF BOARD OF TRADE & LLOYDS

SCALE 1" = 1'-0"



W972-0106




W972-0106

Belfast

Harland & Wolff Ltd.  
383-4


Main Builders

+ S.S. "Aurora" Belfast 6240



S.S. Sierra Leone

Ref. 6250



72

RETAIN



© 2020

Lloyd's Register  
Foundation