
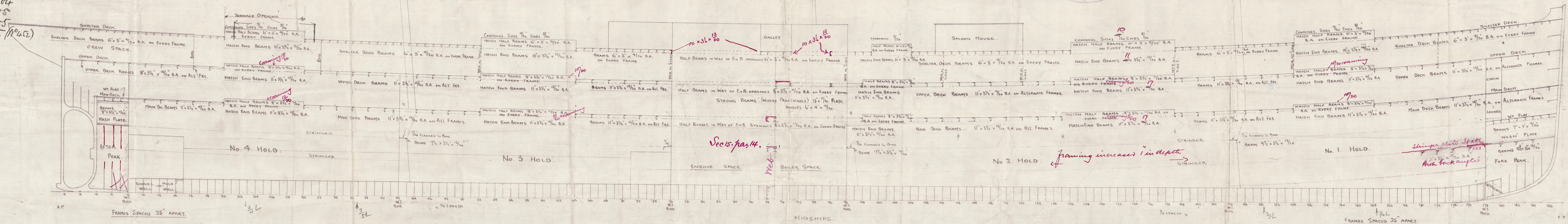


30.12.04  
27.1.05  
27.2.05  
17.7.05 (17.4.05)

— PROFILE —  
— DECK PLANS — also 17.4.52  
S.S. No. 445. (app'd 17.7.05)  
DIMENSIONS 392' 0" x 50' 0" x 29' 2" MID.  
SCALE 1/8" = 1 FOOT.



17.7.05  
30/12/04




*Truffe Deck*

W970-0136

*Hendersons 445*

*also N°452*

*"Ashburton"*  
*Gl. n° 22989*  
*5/2 "Armino"*  
*Gl. n° 24374*



© 2020

Lloyd's Register  
Foundation