

carefully finished.
Breast moulded
Depth

52.79
26.75
79.54 Draw No
380
30225 Long No

MIDSHIP SECTION.

Dimensions 380.0" x 53.0" x 26.9" moulded.

To class 100 a 1 at Lloyds.

Scale 1/2 inch = 1 foot.

Forecastle.

Beams 7.3 x 12 B.A. on every frame. 2 rows of Pillars 2 1/2 dia. Strees 21.5 x 1/2. Due to rivets.
Singer 31.5 x 31.5. Angle 3 1/2 x 3 1/2 x 31.5. Side plating 1/4. Deck plating 5/16. Deck joists 5 x 3 1/2.

Poopa.

Beams 7.3 x 12 B.A. on every frame. 1 row of Pillars 2 1/2 dia. Strees 18 x 1/2. Due to rivets.
Singer 31.5 x 31.5. Angle 3 1/2 x 3 1/2 x 31.5. Side plating 3/8. Deck plating 3/8. Deck joists 5 x 3 1/2.

d 23.1 1/2
6-3-15 Depth to length Upper deck 11.2
5-5-15 Bridge 11.09

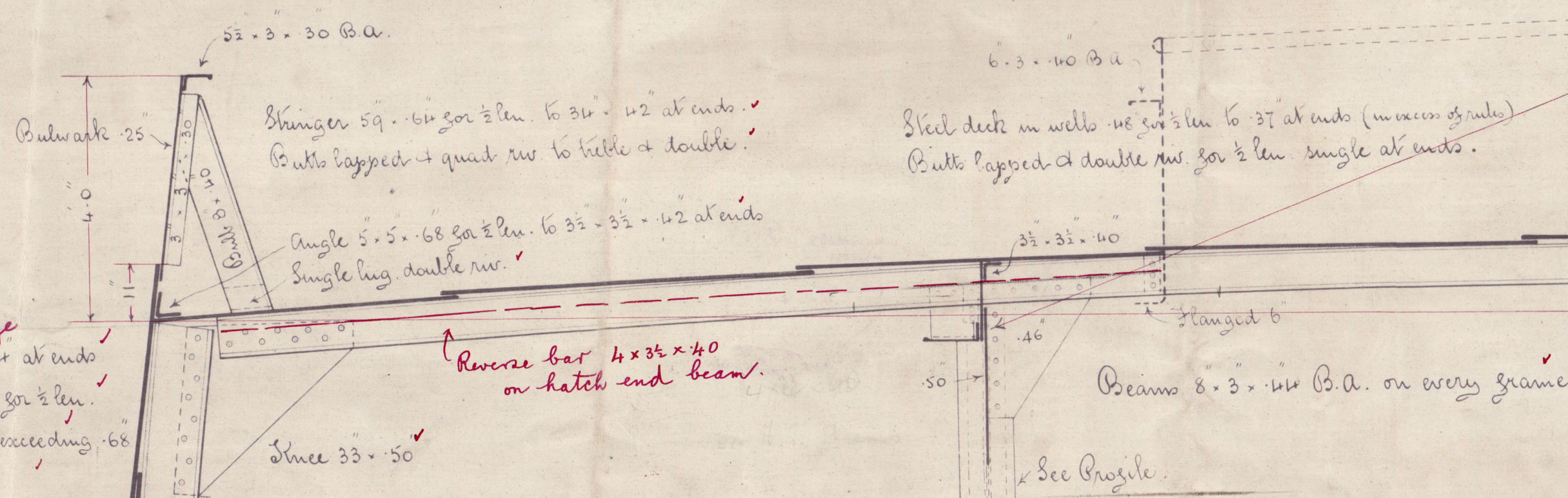
Equipment Number

Poopa	29.37 x 7.50 x 75	165
Bridge	22.50 x 7.50 x 75	1291
Forecastle	38.25 x 7.50 x 75	215
Deckhouse	23.37 x 7.50 x 50	90
Exting.	57.37 x 7.00 x 50	200
		1961
		30225
		32186

Equipment.

2 Stockless Bowers	56	1	0	0
1 Bower	17	2	0	0
1 Bower Anchor (ex stock)	15	0	0	0
270 Salthorns of 2 1/2 inch chain cable	120	1	0	0
1 1/2 inch steel wire	90	1	0	0
1 1/2 inch	120	1	0	0
Two 90	7	1	0	0
7 Hawsers or 2 1/2 inch steel wire	22	1	0	0
7 Wires	22	1	0	0

with down consent to steel wire



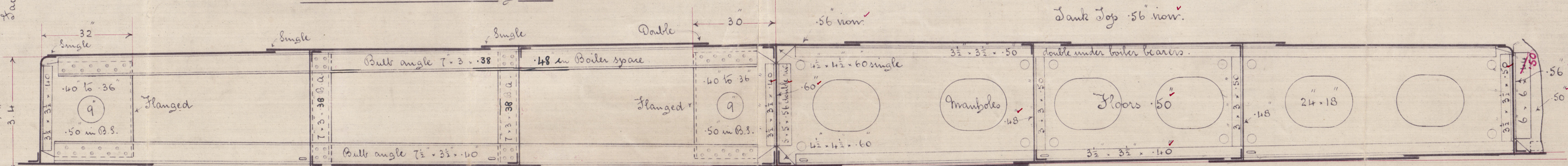
at ends of Bridge
Breenstake 146 x 98 for 1/2 in. to 1/4 at ends.
Butts double staggered & hilled for 1/2 in.
Hilled not lap butts at ends where not exceeding 68.
Doubled at ends of Bridge.

Snake below 66 x 78 for 1/2 in. to 1/4 at ends.
Butts staggered & hilled for 1/2 in.
(Rule breadth 146)

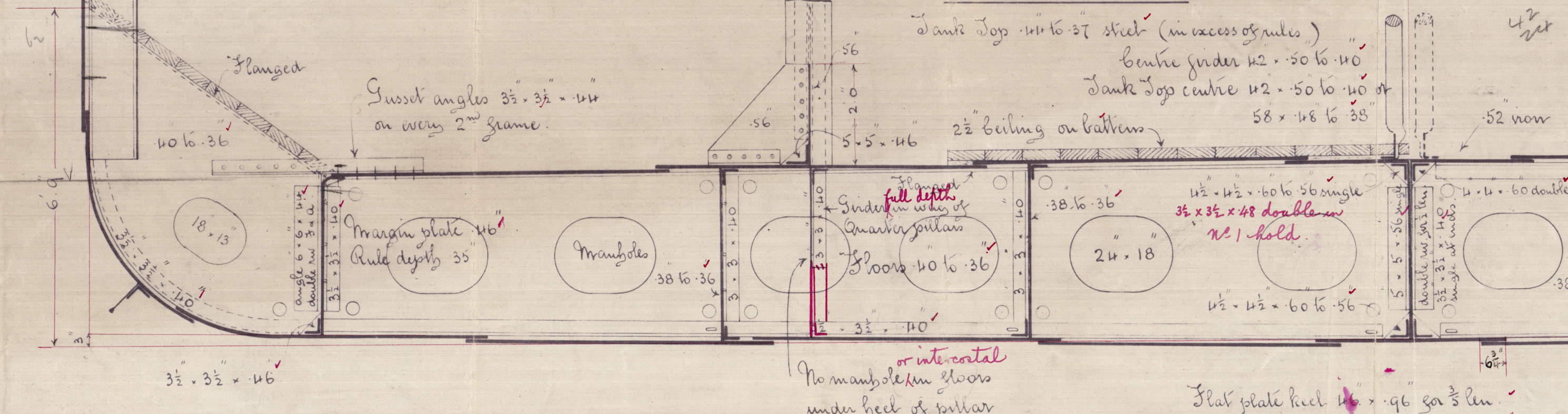
Frames 12.3 x 32.5 x 32.5 channels spaced 2 1/2 apart & carried up to Bridge deck on every 2nd frame.
7.3 x 1/2 butt angles in Peaks spaced 24 apart.
7.3 x 1/2 - on all frames in Poopa & 3/4 clear of Peaks. 3 1/2 x 3 1/2 x 1/2 angle on intermediate frames.
Frame bottoms doubled for 1/2 in. for to rule position of collision bulkhead.
Bulkheads (on profile)

Side Singers at ends as per Profile
88 ft. Bulkhead plates 1/2
Large to shell 3 1/2 x 3 1/2 x 1/2
Face angle 1/2 x 3 1/2 x 1/2

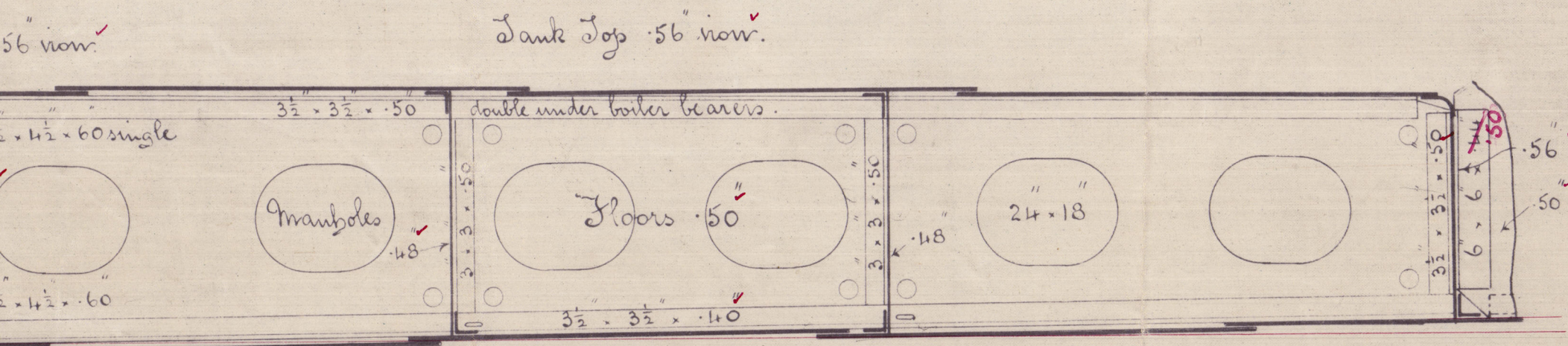
Section at intermediate floors.



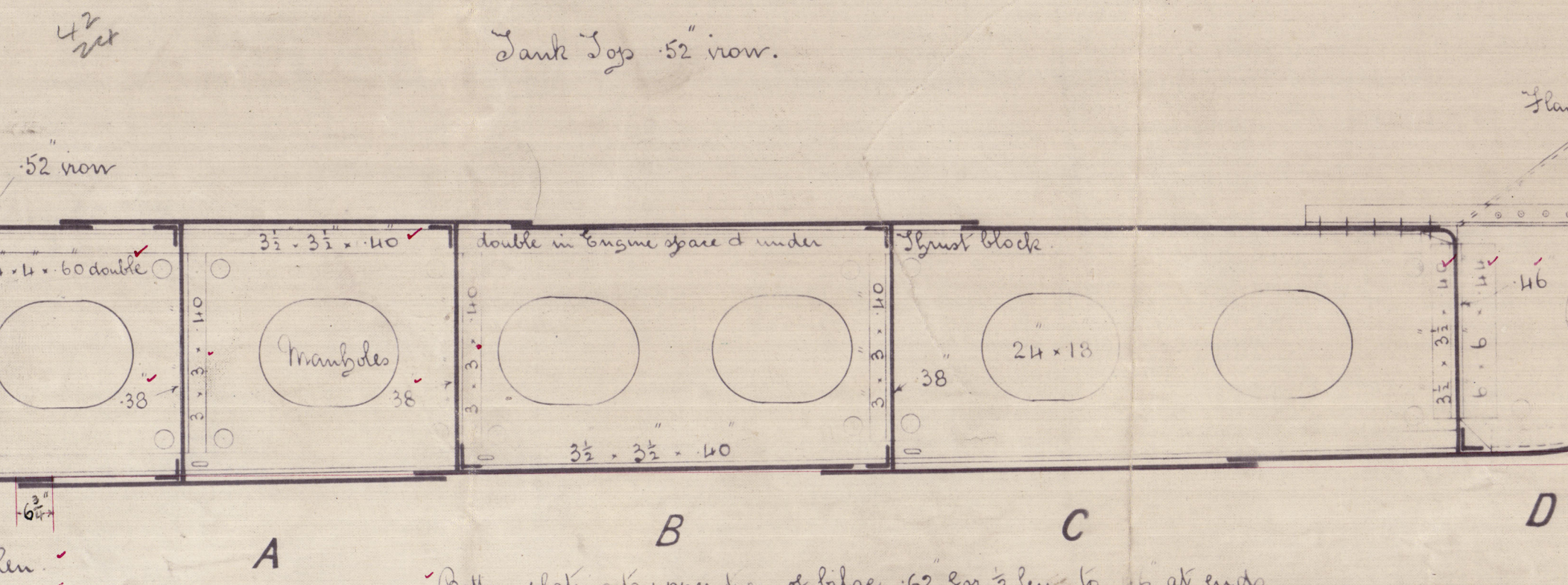
Section in Holds.



Section thro Boiler space.



Section thro Engine space.



Bridge keels for 1/2 in. and 1/4 in.
Built 9 x 15. Angle 1 x 1 x 10

Stem 10.2 x
Stem frame 10 and 9 x 7 1/2

Flat plate keel 1/2 x 1/2 for 1/2 in.
68 at ends.

Butts double staggered & hilled for 1/2 in. single
straps hilled not at ends where not exceeding 76
Rivets in keel straps 1 1/2 dia. 11 diags. apart.
scams 1 1/2 dia. 11 diags. apart.

Bottom plating to upper hull of bridge 62 for 1/2 in. to 1/4 at ends
A B & C strakes to have their midships thickness maintained and to collision bulkhead
A B & C strakes reduced on way of floors on every frame where plating is 5/16 or over except in boiler space
Butts staggered & hilled for 1/2 in. to hilled at ends.

6-3-15

18.2.16

N° 50520

Lloyd's Register
Foundation

Meas^{rs} Roper Hans Ld

no 503

Mid: Lic:





2

Original Plan before
conversion as oil carrier

Sp Rohlf

W970-0114

Mid report no 9589



© 2020

Lloyd's Register
Foundation