

PROFILE S.S N° 398

Scale
1" = one foot

ENLARGED
VIEW OF
BREAK

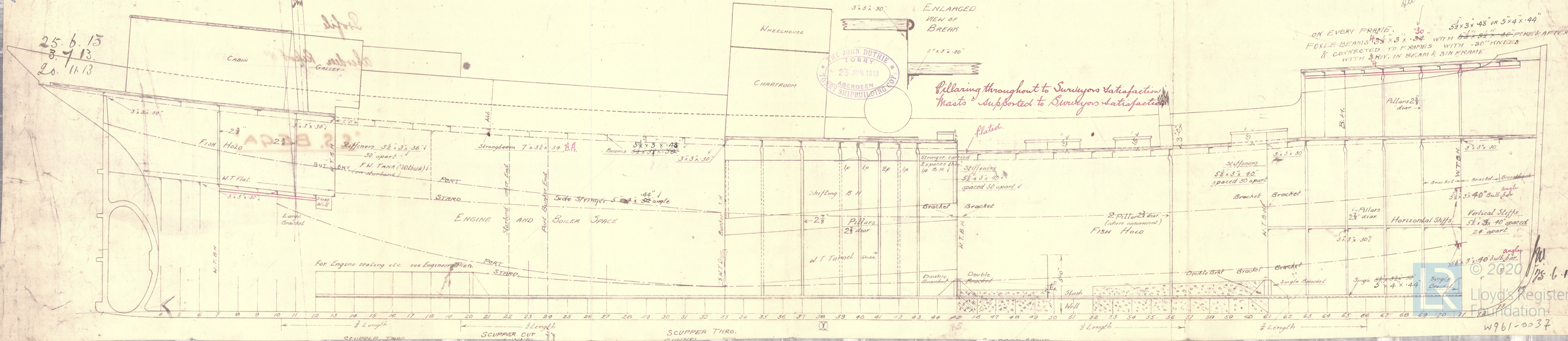


Pillaring throughout to Surveyors Satisfaction
Masts supported to Surveyors Satisfaction

ON EVERY FRAME.
FOXLE BEAMS 3 1/2" x 3" x 34" WITH 5 1/2" x 3 1/2" x 40" FORE & AFTER
& CONNECTED TO FRAMES WITH .30" KNEES
WITH 3 RIV. IN BEAM & 3 IN FRAME.

25.6.13
3.7.13.
20.11.13

See letter 3.7.13.




J. Guthrie Torry S.B. Co




SL No 398

Profile

Aberdeen Report No. 11386



"S. S. BEGA"



RETAIN



© 2020

Lloyd's Register
Foundation

W 961-0037