

DIMENSIONS 420 B.P. 53-6 BREATH Ex. 30-6 DEPTH MLD.

26. 5. 15

NUMERALS

BREATH	MLD	53.16
DEPTH	MLD	30.50
TWEEN	DKS	50
TRANSVERSE N ^o		84.16
LENGTH B.P.		419.84
LONGITUD ^L N ^o		35, 333.

EQUIPMENT

		35,333
SHELTER	$420 \times 8 \times \frac{3}{4}$	2,520
FOGLE	$34 \times 7.5 \times \frac{3}{4}$	191
HOUSES	$130 \times 7.5 \times \frac{1}{2}$	488
		38,432

2 BOWER ANCHORS STOCKLESS 68 CWTs EACH

1	"	"	58 1/2	"
1	STREAM	"	EX	13
1	KEDGE	"	"	8
270	FATHOM	2 1/2	CHAIN CABLE	"
30	"	"	STEEL WIRE	"
120	20	5 1/4	"	TOWLINE
2	AT 30	3 1/2	"	HAWSER
2	AT 30	3 1/4	"	"
2	AT 30	3	"	MANILLA
2	30	8	"	MANILLA
2	30	7	"	"
IN	M 47	x 70	T	16

FILE SIDES - 42

BEAMS 6x3 x 40 BA EVERY FRAME

with 3 Rows of pillars

KNEES 21 x .42

STRINGER 36 x 3

K. IN. 72" x .66 TO .48 - .46 IN PEAKS

BUTTS QUADRUPLE FOR $\frac{1}{2}$ LEN TREBLE AT ENDS

May be treble if stroke not exceeding rule width

J OUT

72" x .66 TO .48 - .46 IN PEAKS

BUTTS TREBLE RIVETED ALL FORE & AFT

H. IN

72 x .66 TO 48 - .46 IN PEAK:

BUTTS TREBLE ALL FORE & AFT

G. OUT

72' x .66 TO .48' - .46 IN PEAKS

BUTTS TREBLE RIVETTED FORE & AFT
INCREASED 04 WHERE NO SIDE GEAR

~~INCREASED -04 WAS NOT NO SIDE STRINGS~~

F. IN

72' x .66 TO .48 - .46 IN PEAK

BUTTS TREBLE ALL FORE & AFT

~~INCREASED .04 WHERE NO SIDE STIFFENING~~

NOTE.-IF BRACKETS ARE MADE RULE

HEIGHT=26" FRAMES TO BE 10x3 1/2 x .56

This should be drawn in as an amende

E. OUT


69" x 66" TO.4

BUTTS QUADRUPLE FOR 1/2 LEN

TREBLE AT ENDS



Lloyd's Register
Foundation




SUNDERLAND

Messrs Sir James Lang & Co


SHIP SECTION

No. 651 & 653

S.P.




Discharge No. 26374



651 "BAY STATE"

W. 5 TOP

SUNDERLAND RPT. NO. 26374



653 START POINT

SUNDERLAND RPT. NO. 26730

