

DIMENSIONS.

LENGTH OF FIRE BARS	4'-9"
AREA OF FIRE GRATE	32
DIAM. OF TUBES OUTSIDE	3 1/2"
LENGTH OF TUBES OVER PLATES	6'-5"
NO. OF TUBES	140
SURFACE OF TUBES	819 sq ft
TOTAL HEATING SURFACE	1070 sq ft
WORKING PRESSURE	180
DIAM. OF SAFETY VALVE	2 1/4"

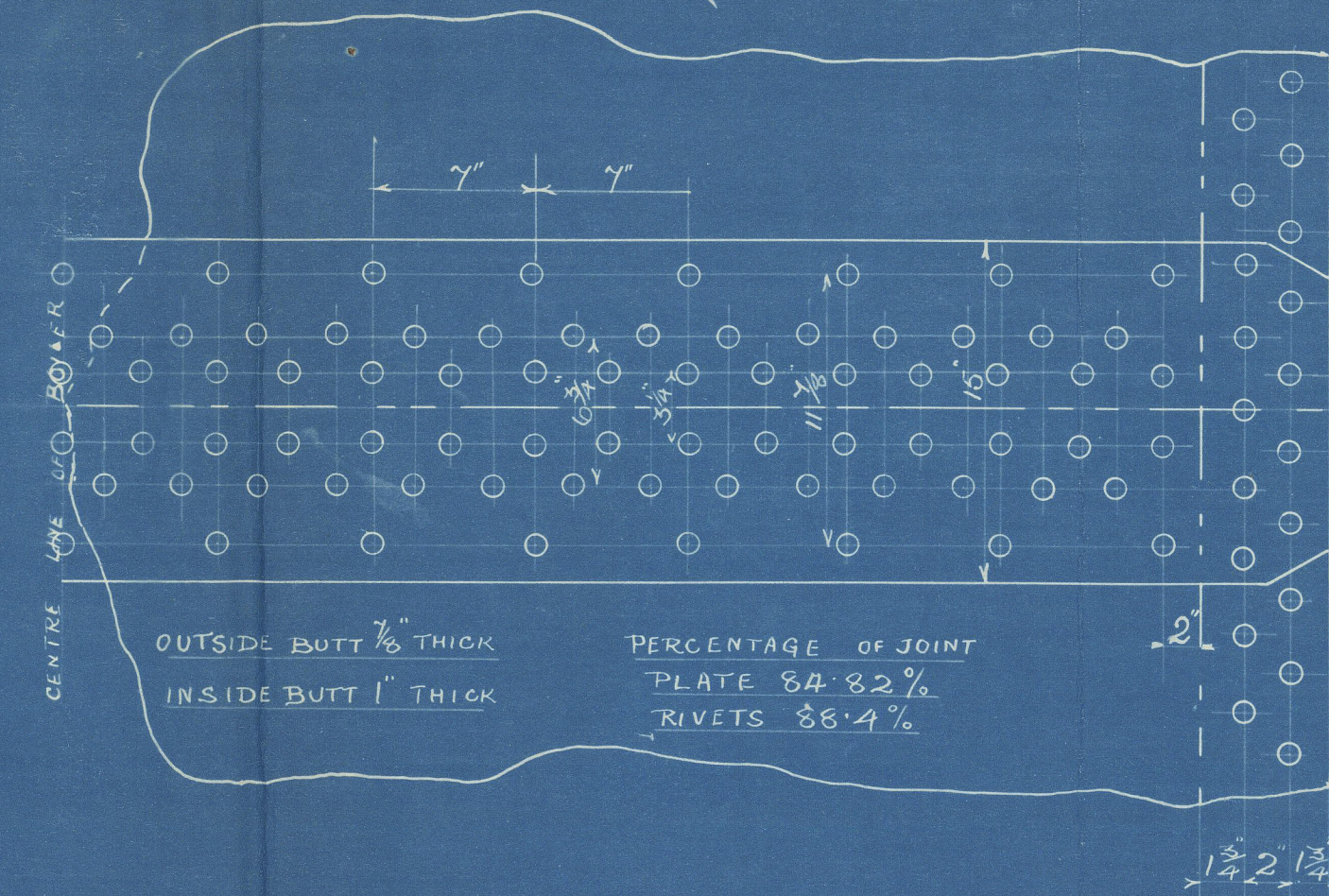
PARTICULARS OF RIVETING

SHELL: LONGITUDINAL JOINT TO BE TREBLE RIVETED. DOUBLE BUTT JOINT HOLES DRILLED 1 1/8" DIA" 4" PITCH. CIRCUMFERENTIAL JOINT TO BE DOUBLE RIVETED. LAP JOINT. HOLES DRILLED 1 3/8" DIA" 3 1/4" PITCH.

FURNACES: TO BE DOUBLE RIVETED AT FRONT END. BACK END DOUBLE RIVETED AT SIDES, SINGLE RIVETED AT TOP.

COMB" CHAMBER: BOTTOM & SIDES TO CENTRE OF FURNACES DOUBLE RIVETED. REMAINDER SINGLE RIVETED.

END PLATES: CROSS SEAMS TO BE DOUBLE RIVETED.

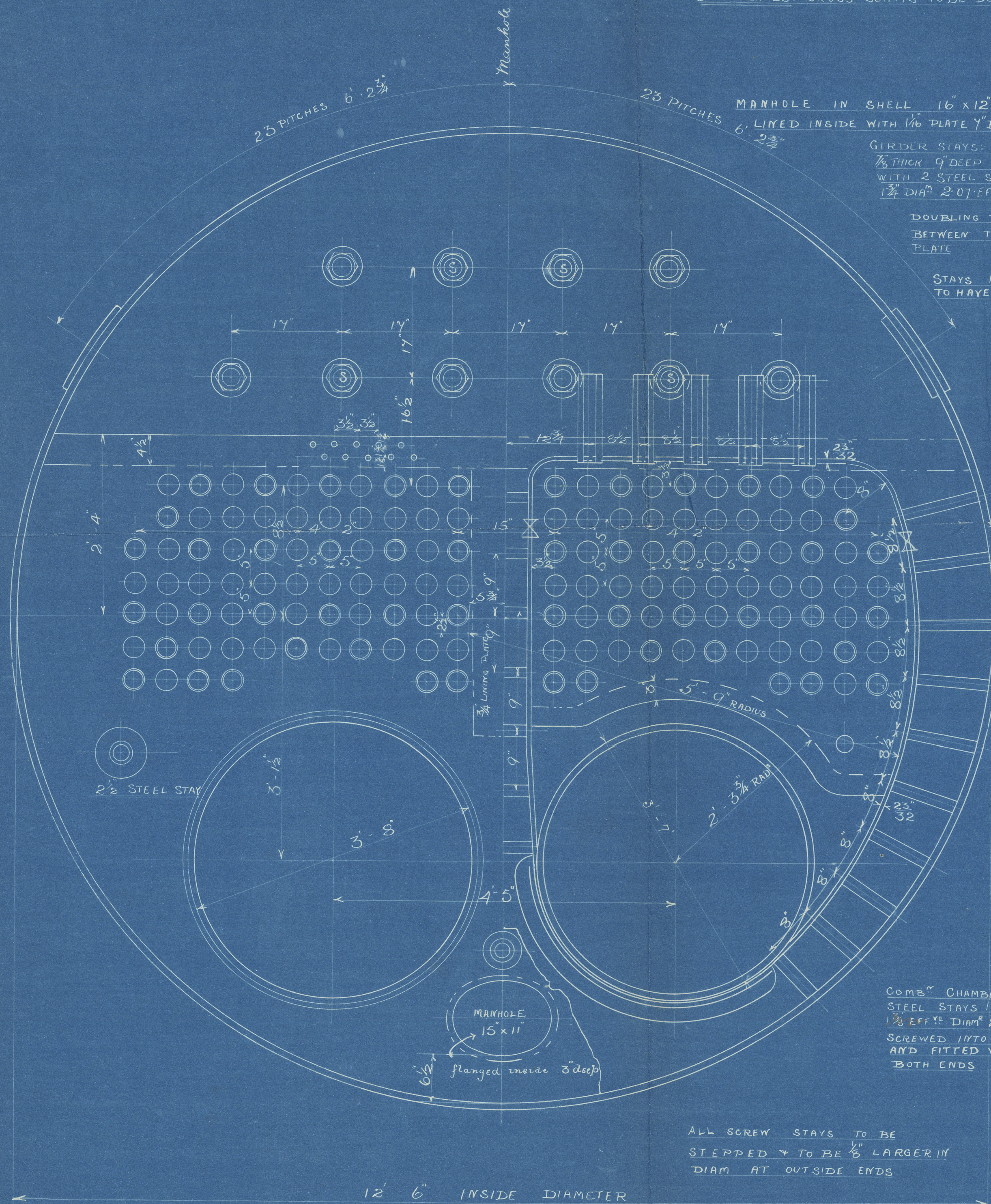


MANHOLE IN SHELL 16 X 12 LINED INSIDE WITH 1/16" PLATE 7" BROAD

GIRDER STAYS: DOUBLE STEEL 1 1/2" THICK 9" DEEP 32" PITCH. FITTED WITH 2 STEEL SUPPORTING BOLTS 1 3/4" DIA" 2' 0" EFF" AREA 10" PITCH.

DOUBLING PLATE TO BE FITTED BETWEEN TUBE NESTS ON FRONT PLATE.

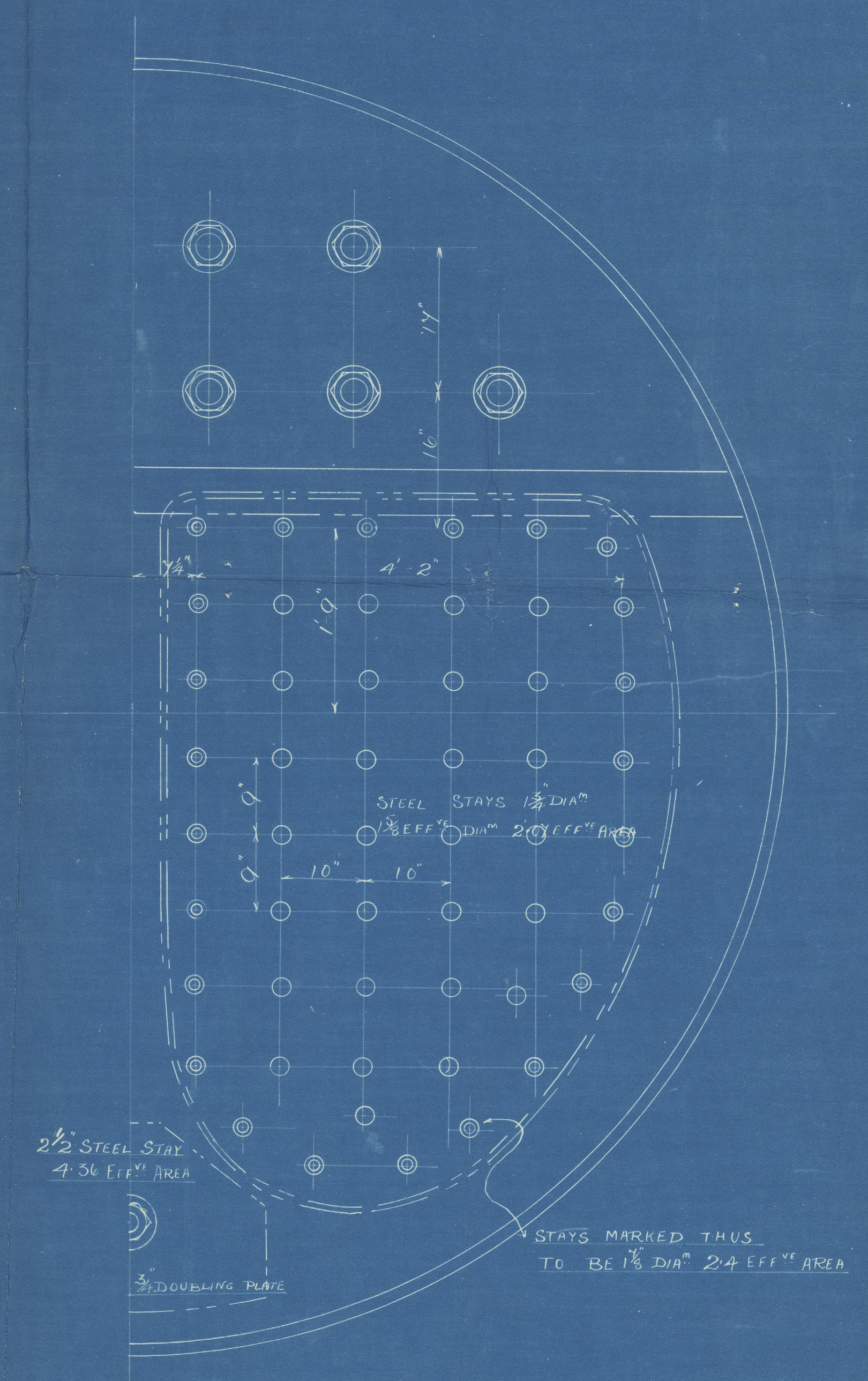
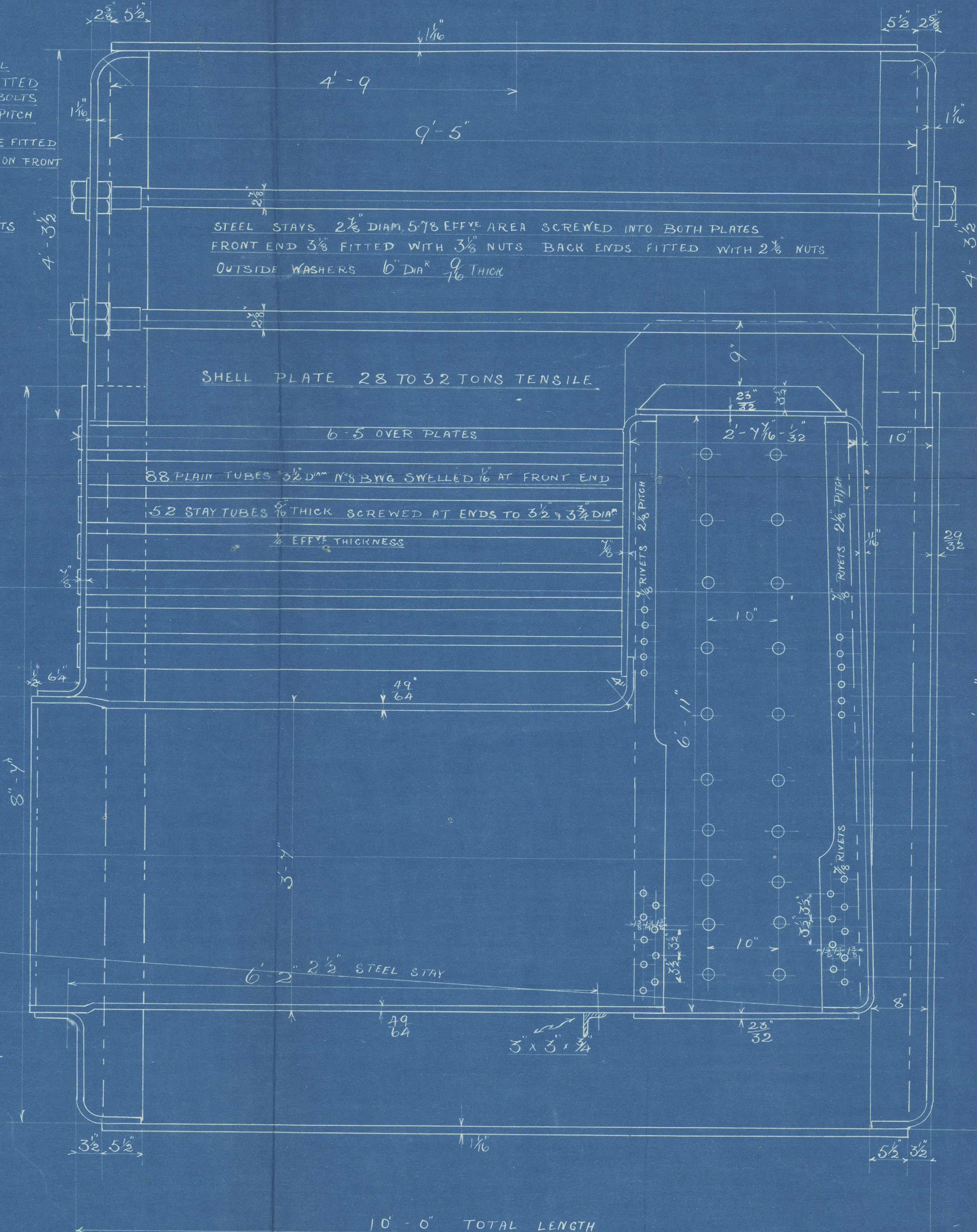
STAYS MARKED 'S' TO HAVE DOUBLE NUTS.



ALL SCREW STAYS TO BE STEPPED & TO BE 1/8" LARGER IN DIAM AT OUTSIDE ENDS.

COMB" CHAMBER STEEL STAYS 1 1/2" DIA" 1 3/8" EFF" DIA" 2' 0" EFF" AREA SCREWED INTO BOTH PLATES AND FITTED WITH NUTS AT BOTH ENDS.

12'-6" INSIDE DIA" X 10'-0" LONG
180 WP



CHARLES D HOLMES & CO LTD
ENGINEERS & BOILER MAKERS
HULL. 3-4-11

BOILER N° 935

Messrs
Chas. D. Holmes & Co.

Boules No 935

No
Lloyds Test
360 lbs.



J. Birch

Hull Rpt No: 24908.



RETAIN



© 2020

Lloyd's Register
Foundation

W935-0030