

6:10:05

# DIMENSIONS.

LENGTH OF FIRE BARS	
AREA OF FIRE GRATE	
DIAM OF TUBES OUTSIDE	3 1/4
LENGTH OF TUBES OVER PLATES	6' - 4 1/2
NO OF TUBES	160
SURFACE OF TUBES	872
TOTAL HEATING SURFACE	1080
WORKING PRESSURE	180

## PARTICULARS OF RIVETING

SHELL LONGITUDINAL JOINT TO BE TRIPLE RIVETED DOUBLE BUTT JOINT. HOLES DRILLED 1 1/2 DIA 7 PITCH. CIRCUMFERENTIAL SEAMS TO BE DOUBLE RIVETED LAP JOINTS. HOLES DRILLED 1 3/8 DIA 3 1/4 PITCH.

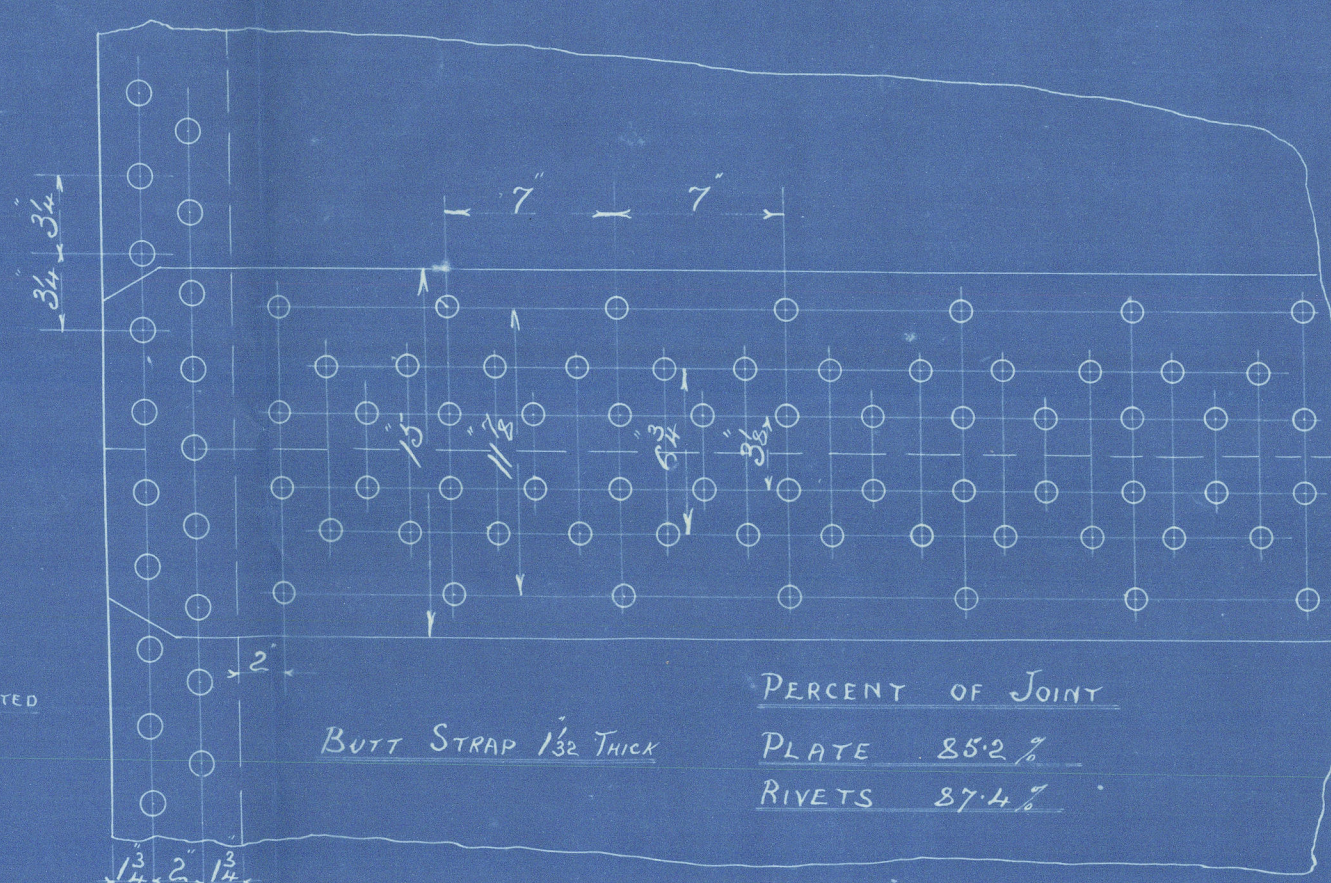
FURNACES TO BE SINGLE RIVETED AT BACK & BOTTOM HALF OF FRONT. TOP HALF OF FRONT DOUBLE RIVETED.

COMB CHAMBERS BOTTOM & SIDES TO LEVEL OF FURNACE TOPS TO BE DOUBLE RIVETED. REST TO BE SINGLE RIVETED.

END PLATES CROSS SEAMS TO BE DOUBLE RIVETED.

## PERCENT OF JOINT

PLATE 85.2 %  
RIVETS 87.4 %



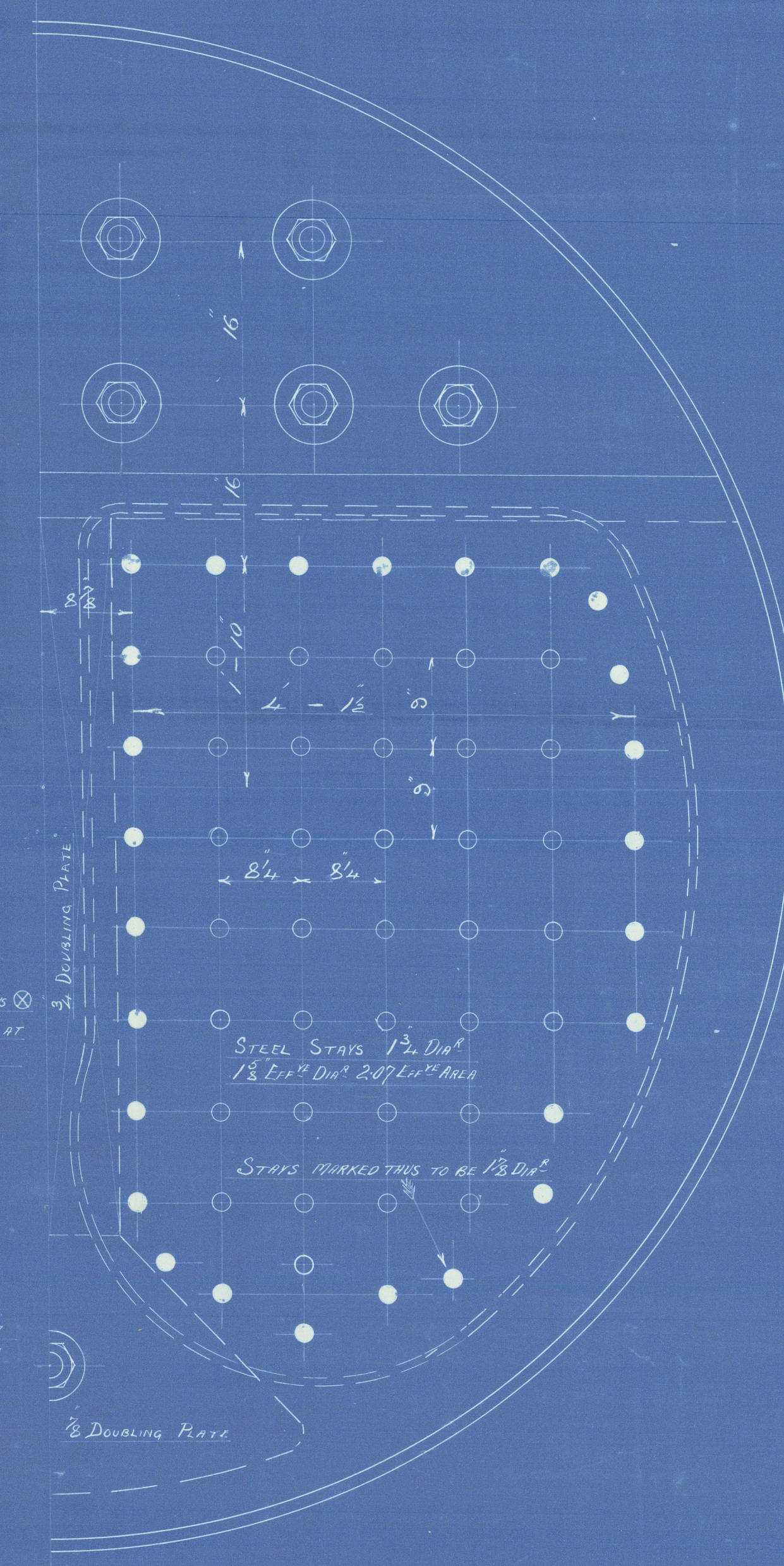
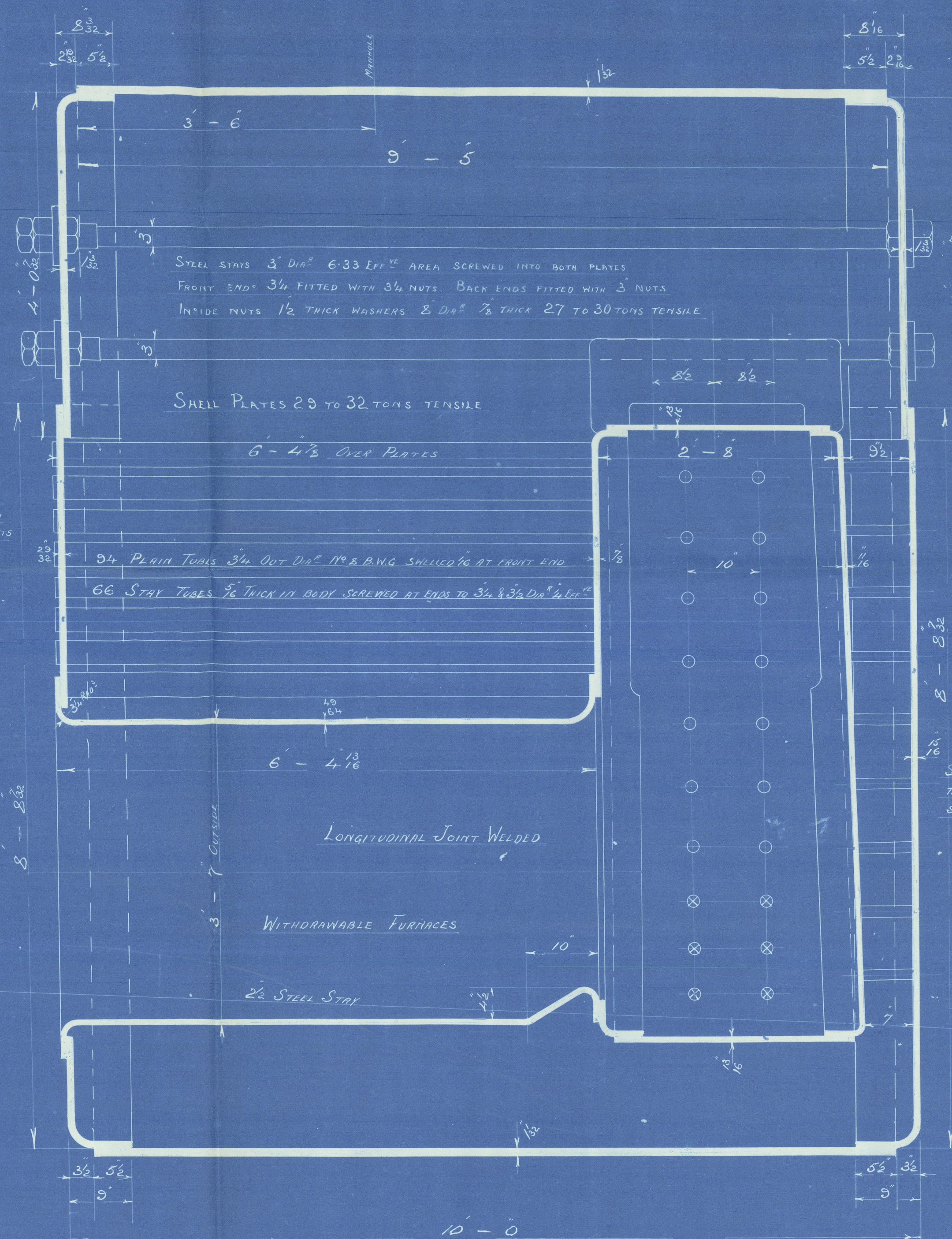
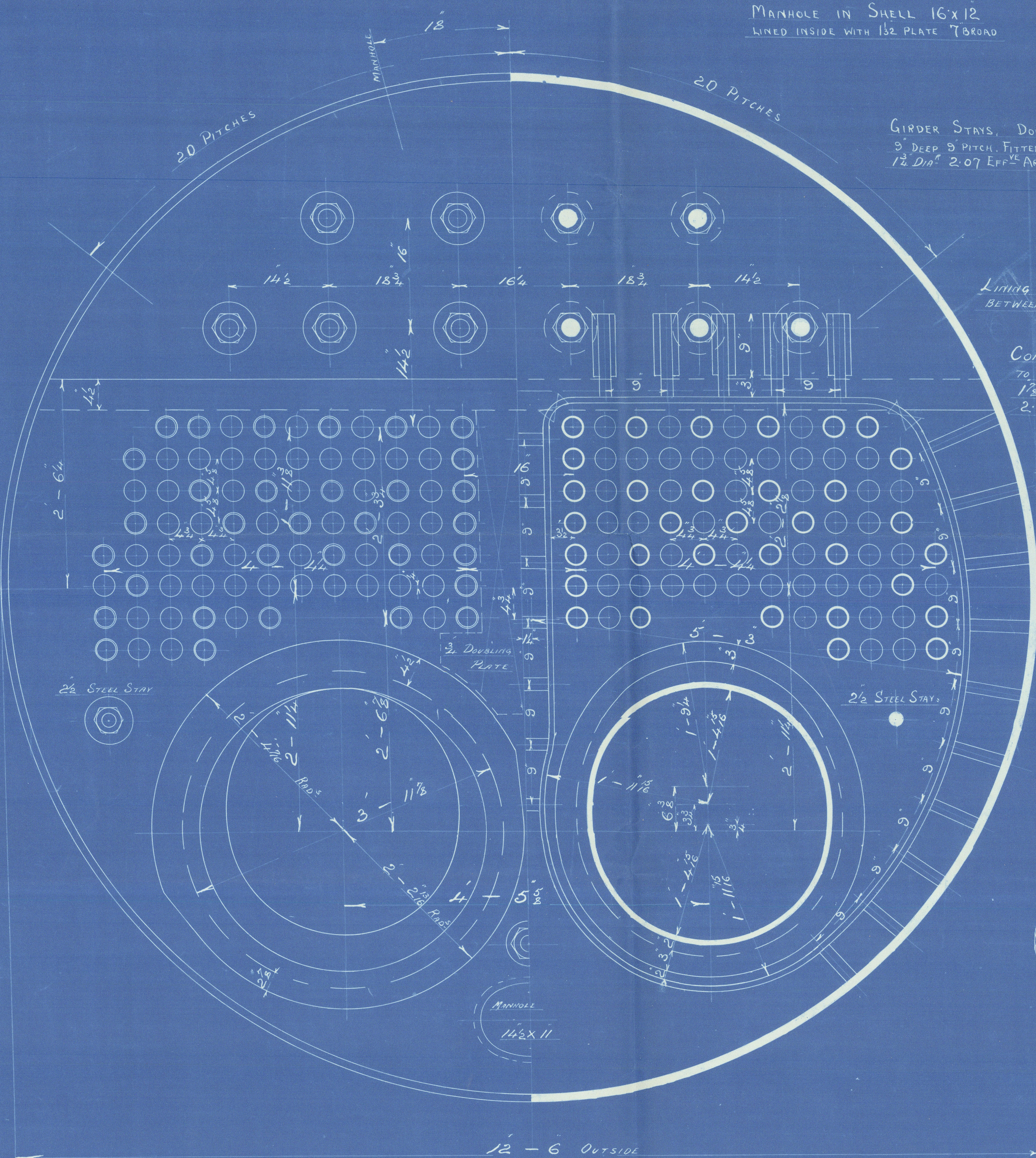
MANHOLE IN SHELL 16x12  
LINED INSIDE WITH 1/2 PLATE TORONTO

GIRDER STAYS, DOUBLE IRON 7/8 THICK  
9' DEEP 5 PITCH. FITTED WITH 3 SUPPORTING BOLTS  
1 1/2 DIA 2.07 EFF AREA 82 PITCH

LINING PLATE TO BE FITTED  
BETWEEN TUBE NESTS

COMB CHAMBERS  
TO BE FITTED WITH STAYS  
1 1/8 DIA 1 1/2 EFF DIA  
2.4 EFF AREA

ALL SCREW STAYS TO  
BE SCREWED INTO BOTH  
PLATES & FITTED WITH NUTS  
AT BOTH ENDS



CHARLES D HOLMES & CO  
ENGINEERS & BOILER MAKERS  
Aug 22<sup>nd</sup> HULL 1805

STEEL BOILER N<sup>o</sup> 784

1/14  
3/10/05



Messrs Charles D. Holmes & Co.

Boilers No 784

Sec. R. Clifton  
Hull Report No. 17705

No 1456



Lloyds Test

360 lbs.

23.2.06

J. B.

REPAIR



W930-0093



© 2021

Lloyd's Register  
Foundation