

SUNDERLAND ENGINE WORKS

BOILER

TRACING 4253 SCALE - 1 INCH TO A FOOT SCHEDULE "L"

WRITTEN DIMENSIONS ONLY TO BE TAKEN



RIVET HOLES 1 1/2" DIA

PLATE 1 1/2" THICK
RIVET HOLES 1 1/2" DIA
PITCH = 9 1/2"

PLATE SECTION = 86.1%
RIVET " = 87%

RIVET HOLES 1 1/2" DIA

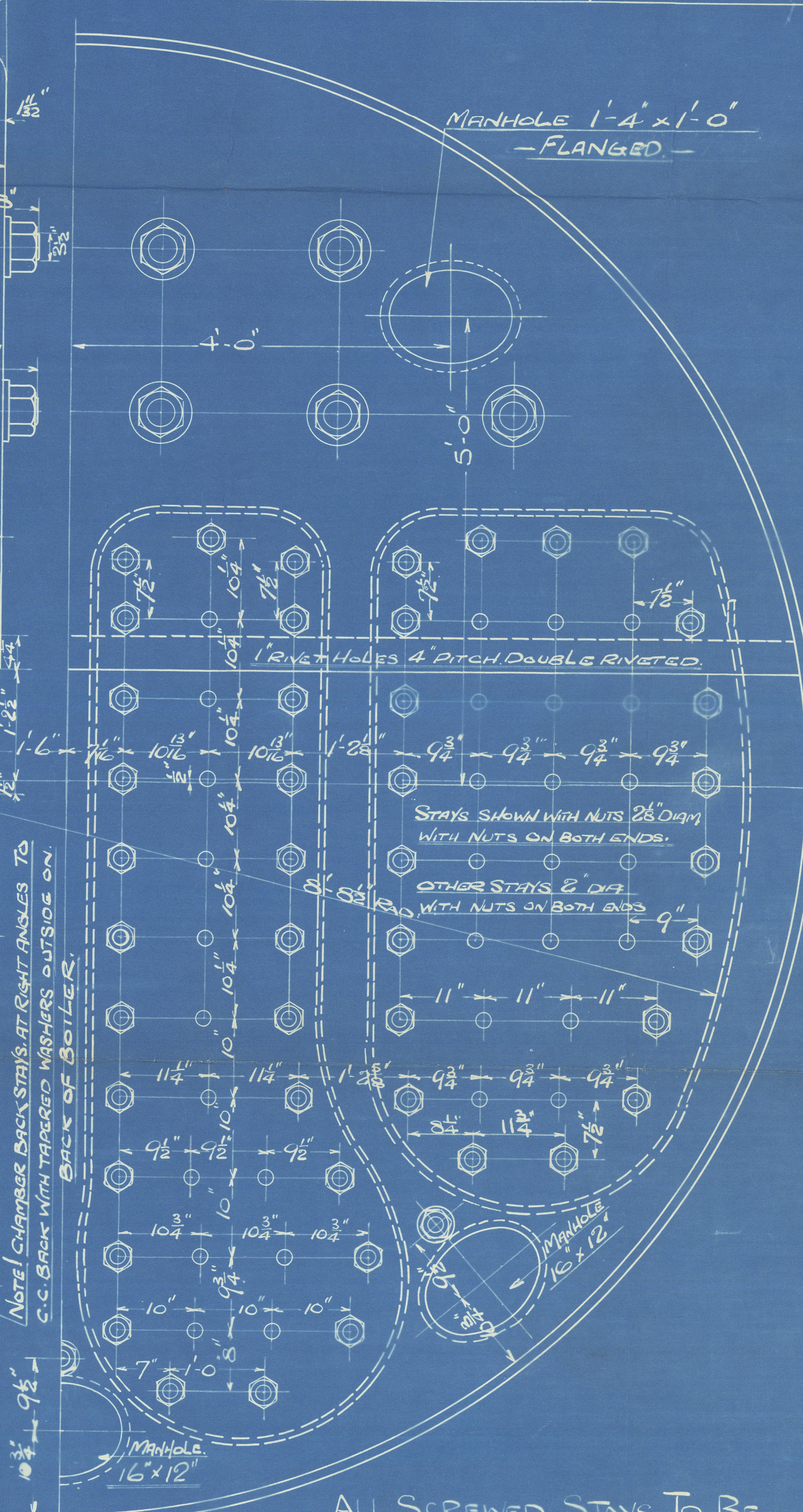
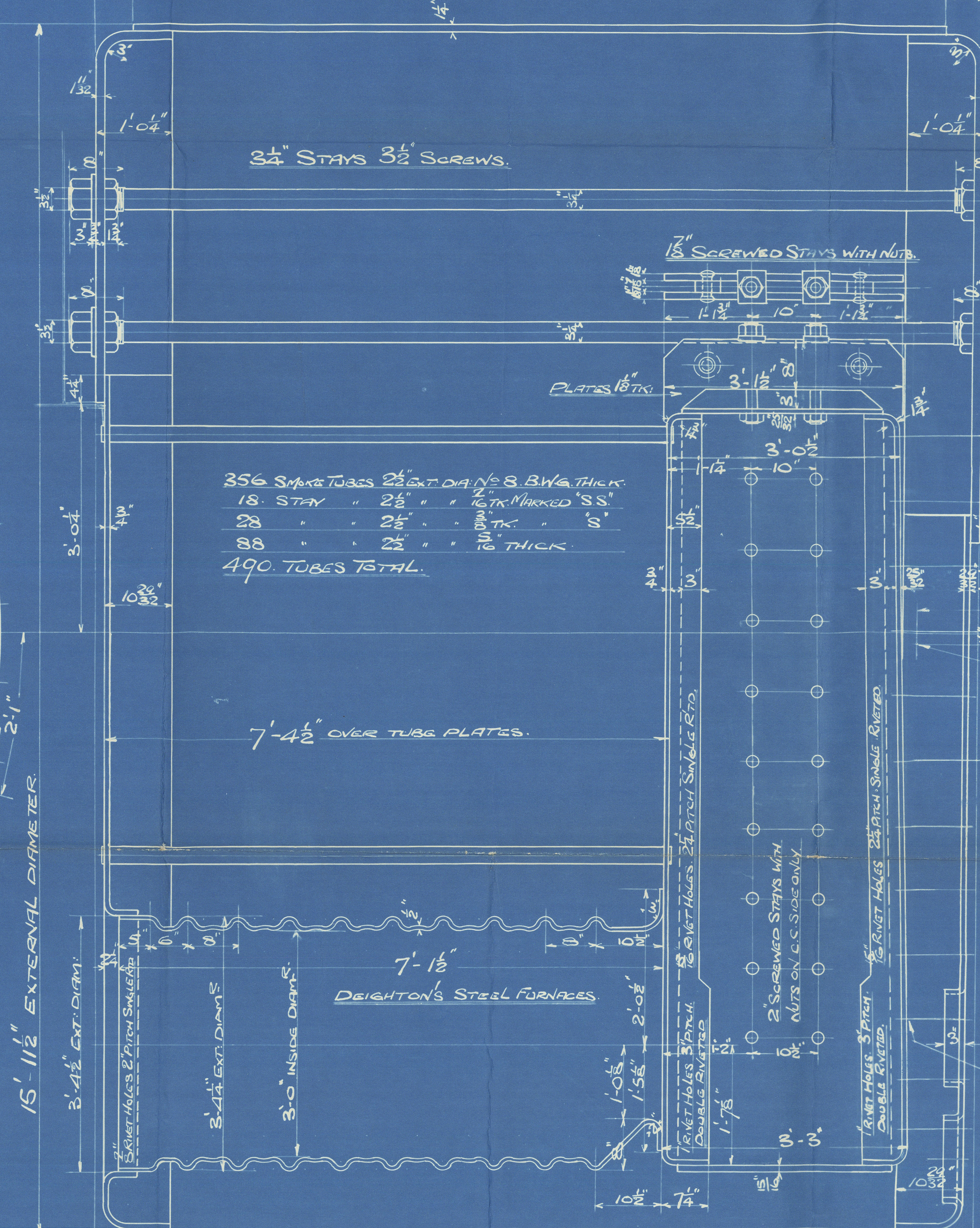
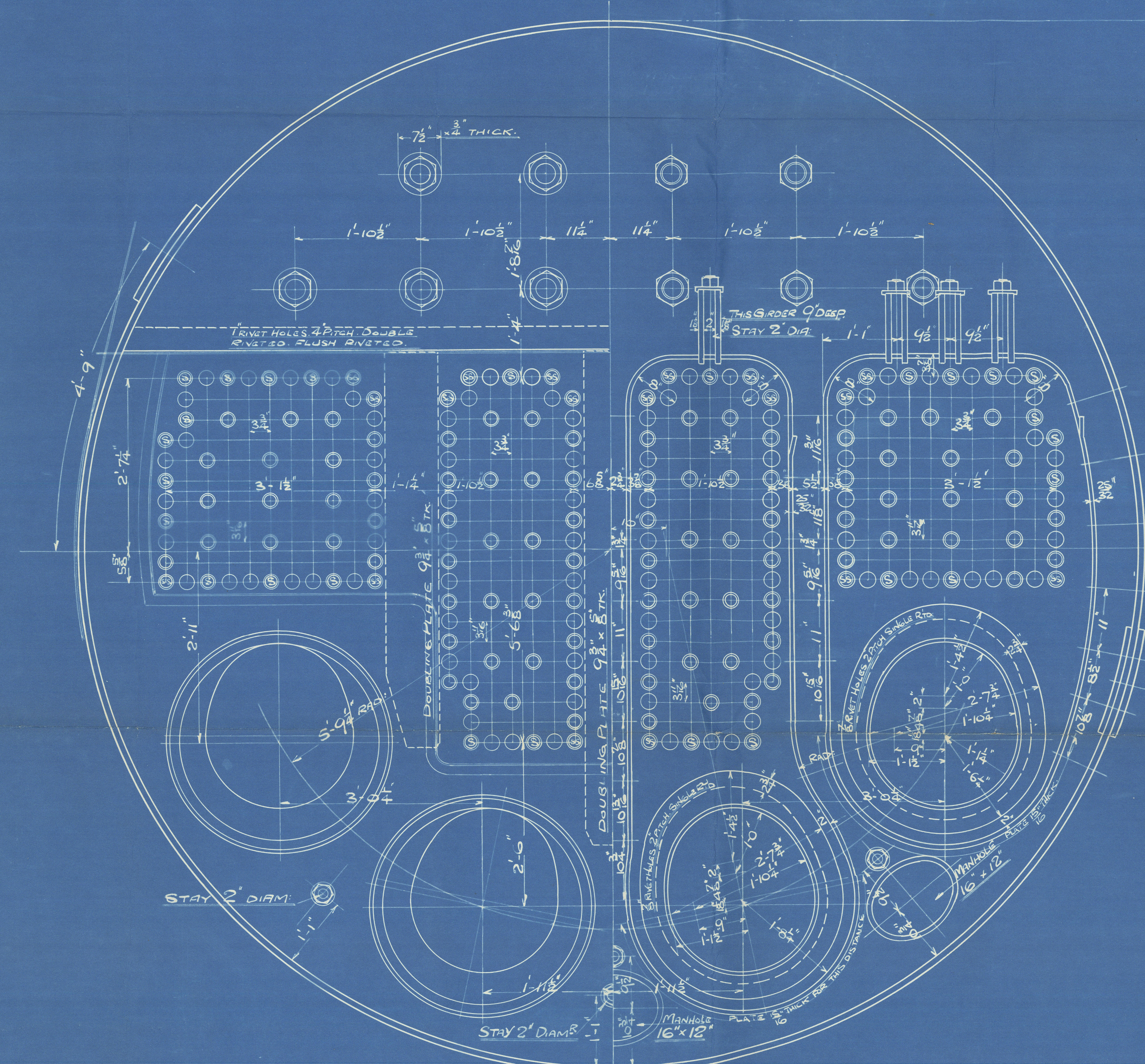
BUTT STRAP INSIDE 1 1/2" THK
OUTSIDE 1 1/2" THK

ALL RIVETS TO BE PUT IN
FRONT END OF BOILER

ALL RIVETS TO BE PUT IN
THE BACK END OF BOILER

17/12/12

To PASS LLOYD'S SURVEY	
SHELL = 22.50 (25.50) B.L.	1351 LBS PER SQ. FT.
WORKING PRESSURE =	135 " "
TEST " =	370 " "
HEATING SURFACE ON TUBES	2365 SQ. FT.
" " OTHER PARTS	585 " "
" " TOTAL	2950 " "
EX. FRONT TUBE PLATE	2900 " "
EFFECTIVE AREA OF STAYS	
22 STAY TUBES 7/8" 9 THREADS PER INCH	2.31 SQ. INCHES
25 " " " " " " " "	1.96 " "
2 1/2" " " " " " " " "	1.61 " "
3 1/2" MAIN STAYS 6. " " " "	8.29 " "
2 " " " " " " " "	2.51 " "
25 SCREWED " 11 " " " "	3.17 " "
2 " " " " " " " "	2.74 " "
18 " " " " " " " "	2.43 " "
ALL PLATES, MAIN STAYS & RIVETS - STEEL -	
TUBES & SCREWED STAYS - WROUGHT IRON -	
HOLES TO BE DRILLED IN PLACE AFTER BENDING	
TENSILE STRENGTH OF SHELL PLATES NOT LESS THAN 28 TONS	
" " " " " " " "	28 " "
" " " " " " " "	28 " "
" " " " " " " "	28 " "



DRAWN BY J.A.S.
CHECKED BY G.R.
TRACED BY J.A.S.
CHECKED BY J.A.S.
TRACING NO. 4253
10.10.12

ALL SCREWED STAYS TO BE
OF THE BEST IRON "B.B.R." BRAND.
16.12.12 CONTRACT 2104.2 OFF


CERTAIN

N.E.M.E.C^o L^d

C^o No 2104.

MAIN. BOILERS. 2. OFF.

No 3111
LLOYD'S TEST.
340 LBS.
16.5.13. W.B.




MACKAY. BROS No 21 5/5.

S.S. Euphion

Sld Rpt No 25996

AMENDED PLAN. Lh. 14298.



W912-0148



© 2020

Lloyd's Register
Foundation