

DIMENSIONS.

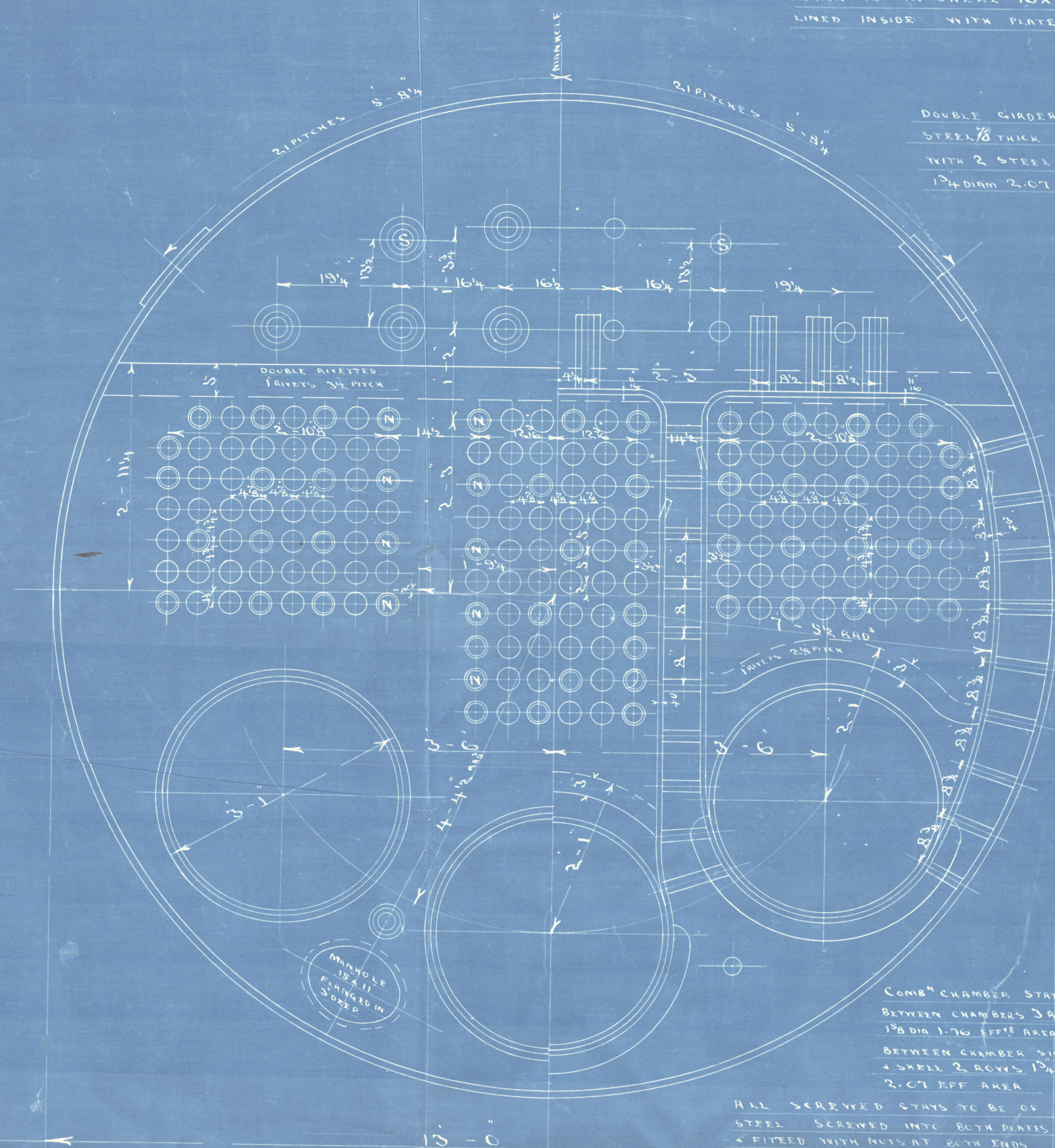
LENGTH OF FIRE BARS	
AREA OF FIRE GRATE	
DIAM OF TUBES OUTSIDE	3 1/2
LENGTH OF TUBES	OVER PLATES 6'-5"
Nº OF TUBES	170
SURFACE OF TUBES	974 1/4
TOTAL HEATING SURFACE	1280 1/4
WORKING PRESSURE	200 LBS.
DIAM. OF SAFETY VALVE	

LONGITUDINAL JOINT TRIPLE RIVETED DOUBLE BUTT
JOINT HOLES DRILLED 1 1/8 DIA 7 1/2 PITCH
CIRCUMFERENTIAL JOINT TO BE DOUBLE RIVETED
LAP JOINT HOLES DRILLED 1 3/8 DIA 3 1/4 PITCH

MANHOLE IN SHELL 16 X 12
LINED INSIDE WITH PLATE 1/8 THICK

DOUBLE GIRDER STAYS OF
STEEL 1/8 THICK 8 1/2 DEEP FITTED
WITH 2 STEEL SUPPORTING BOLTS
1 1/4 DIA 2.07 EFF AREA

PERCENTAGE OF JOINT
INSIDE BUTT STRAP 1/16 THICK
OUTSIDE " " 7/8 "

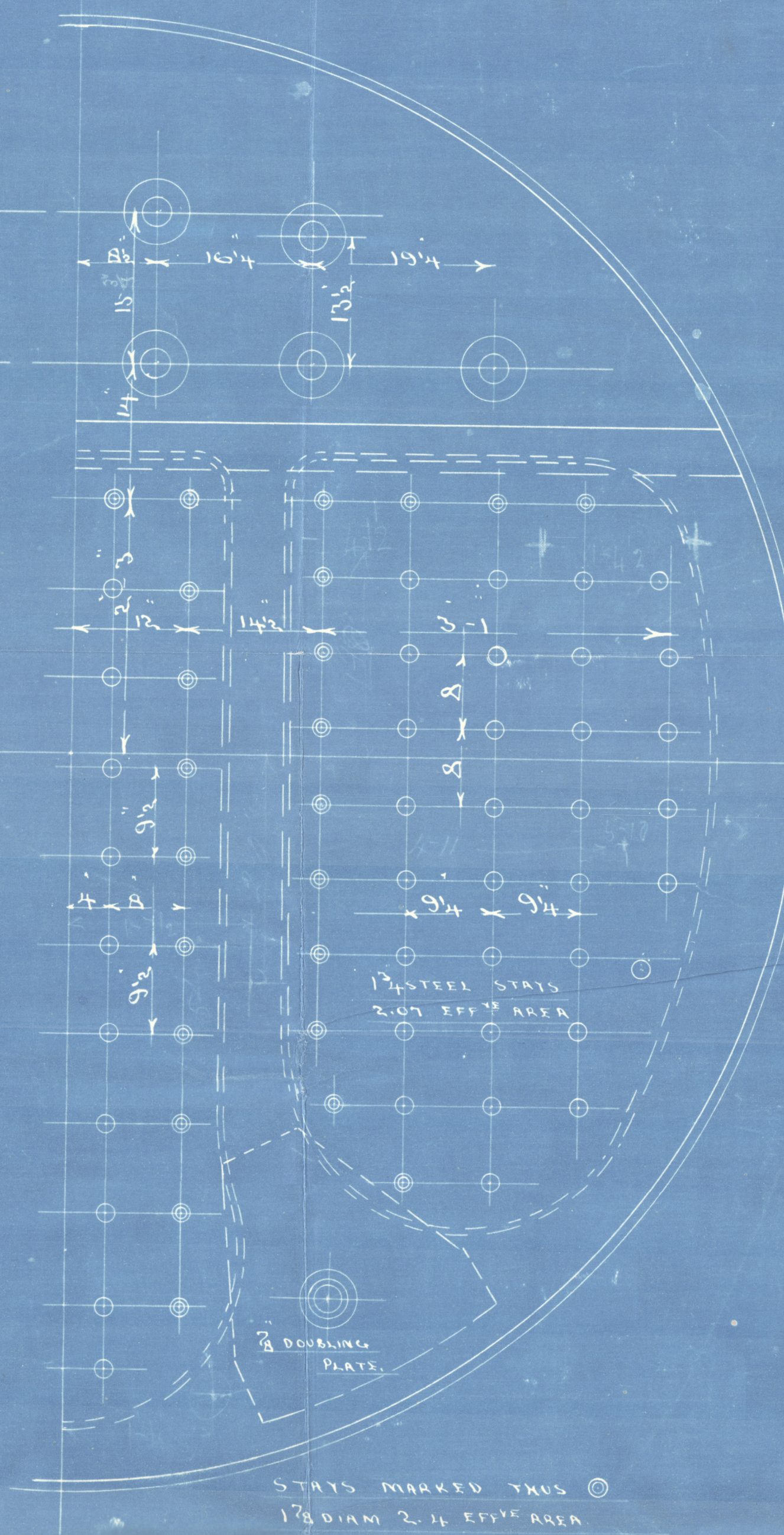




COMB CHAMBER STAYS
BETWEEN CHAMBERS 3 ROWS
1 1/8 DIA 1.76 EFF AREA
BETWEEN CHAMBER SIDE
& SHELL 2 ROWS 1 1/8 DIA
2.07 EFF AREA

ALL SCREWED STAYS TO BE OF
STEEL SCREWED INTO BOTH PLATES
& FITTED WITH NUTS AT BOTH ENDS

15'-0\"/>

SCALE 1" = 1 FOOT.



CHARLES D HOLMES & CO LTD
ENGINEERS & BOILER MAKERS
HULL. 19-2-14.

PLAN Nº 3246

STEEL BOILER Nº 1024-

J. S. Paul Howard
(1024)

Hull Report no. 28114.

Copy



RETAIN



© 2020

Lloyd's Register
Foundation

W909-0103