

# SUNDERLAND ENGINE WORKS

BOILER.

SCALE - 1 INCH TO A FOOT.

SCHEDULE "L"

WRITTEN DIMENSIONS ONLY TO BE TAKEN.



BUTT STRAPS { INSIDE 1/8" THICK.  
OUTSIDE 1/8" "

RIVET HOLES 1/8" DIA.

PLATE 1/4" THICK.  
RIVET HOLES 1/8" DIA.  
PITCH 10 1/8"

PLATE SECTION = 86.33%  
RIVET " = 86.7%


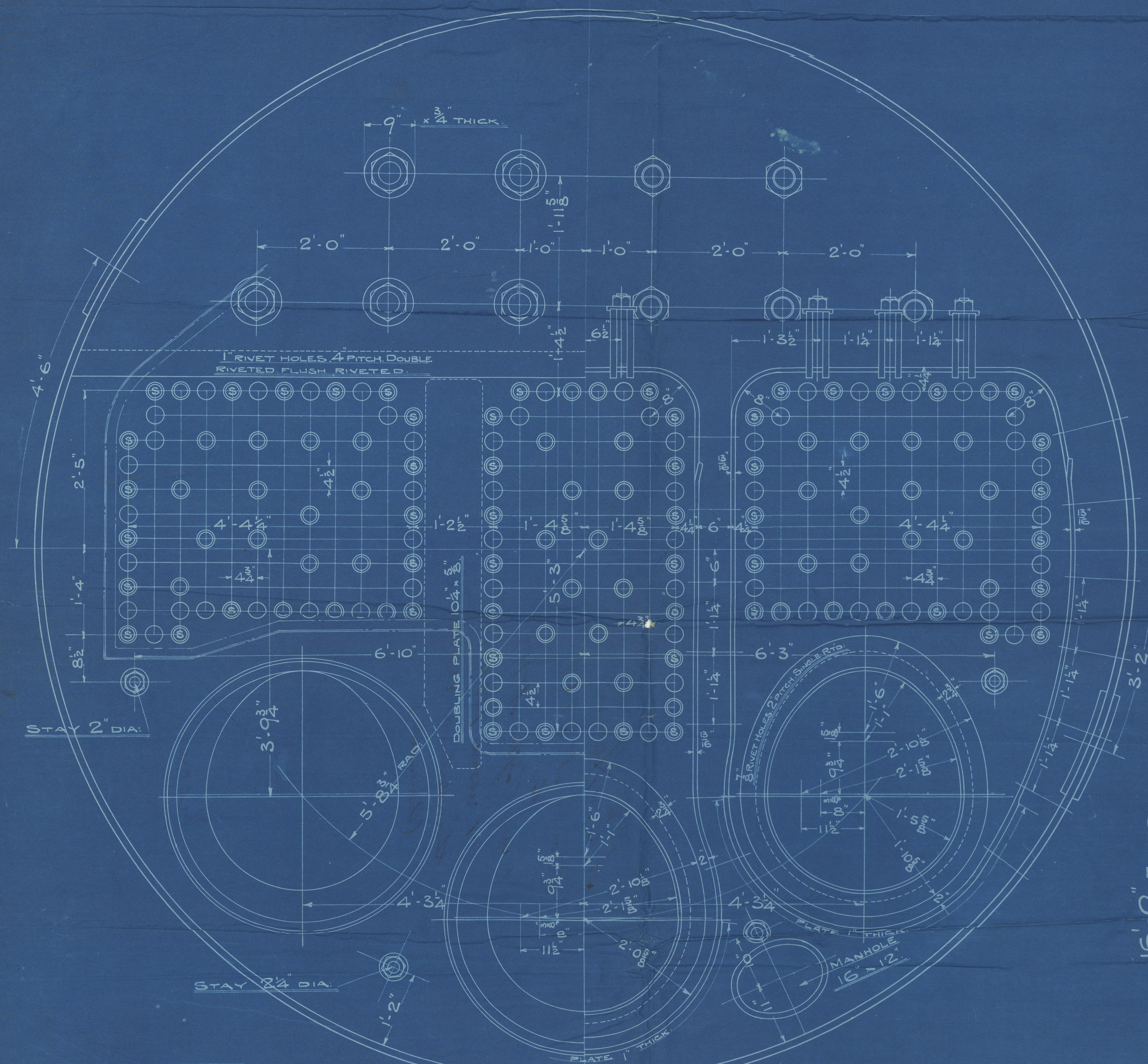
RIVET HOLES 1/8" DIA.

ALL RIVETS TO BE PUT IN  
FRONT END OF BOILER.

EVERY ALTERNATE RIVET TO BE LEFT OUT OF INSIDE  
ROW FOR 3/8" CIRC. TOP OF BOILER. & ALL RIVETS TO BE  
PUT IN 3/8" CIRC. AT BOTTOM - AT BACK END OF BOILER.

25-8-16

TO PASS LLOYD'S SURVEY		
SHELL = 22 x 28.875 (20.25 - 2) 86.33% 28 x 198.46875	180.1 LBS PER SQ. IN.	
WORKING PRESSURE	180	
TEST	360	
HEATING SURFACE ON TUBES	2350 SQ. FEET	
" " OTHER PARTS	550	
TOTAL	2900	
EX. FRONT TUBE PLATE	2350	
EFFECTIVE AREA OF STAYS		
32 STAY TUBES 1/2" X 9" THREADS PER INCH	2.17 SQ. INCHES	
3 1/2" MAIN STAYS 6"	1.64	
2 1/2" " 6"	9.96	
2 1/2" " 6"	3.26	
2 1/2" " 6"	2.51	
2 1/2" SCREWED " 11"	3.17	
2 " " 11"	2.79	
ALL PLATES, RIVETS, & STAYS - STEEL		
TUBES & SCREWED STAYS - WROUGHT IRON		
HOLES TO BE DRILLED IN PLACE AFTER BENDING.		
TENSILE STRENGTH OF SHELL PLATES 288 TO 32 TONS		
" " GIRDER	28	32
" " MAIN STAYS	28	32



DRAWN BY J.A.S.  
CHECKED BY J.A.S.  
TRACED BY J.A.S.  
CHECKED BY J.A.S.  
11/4/16

NOTE: ALL SCREWED STAYS  
TO BE OF WROG. IRON.



© 2020  
N. E. M. E. Co., LIMITED, SUNDERLAND.

**ENCLOSURE**  
FOR


Messrs.....

*Lloyds Register  
Foundation*

W907-0081 1/2



N. E. Marine  
Boiler No 2269  
for  
Craig Taylors No 183  
Pressure 180 lbs  
Sunderland 23/8/16  
(Amended)



Ficus

Indb 9745.

SUNDERLAND RPT. No. 26940

© 2020

Lloyd's Register  
Foundation

W907-0081 2/2