

Scantling Numerals.  
 Breadth moulded = 34.83  
 Depth = 17.00  
 51.83 Trans. W.  
 230  
 11920 Long. W.

Dist. to upper deck = 17.0  
 Depth of B.D. at side = 2.82  
 Extra depth of beam knee  $7\frac{1}{2} - 2 = 5\frac{1}{2}$   
 3.02  
 13.11  $\frac{1}{4}$  d.

Depth to length = 9.58

# MIDSHIP SECTION.

Dimensions 230.0 x 35.0 x 17.0 mld. to upper dk. 24.0 mld. to Shelter dk.

To class 100 a.1. at Lloyd's.

Scale  $\frac{1}{2}$  inch = 1 foot.

## AMENDED PLAN.

Note - Minimum scantlings required.

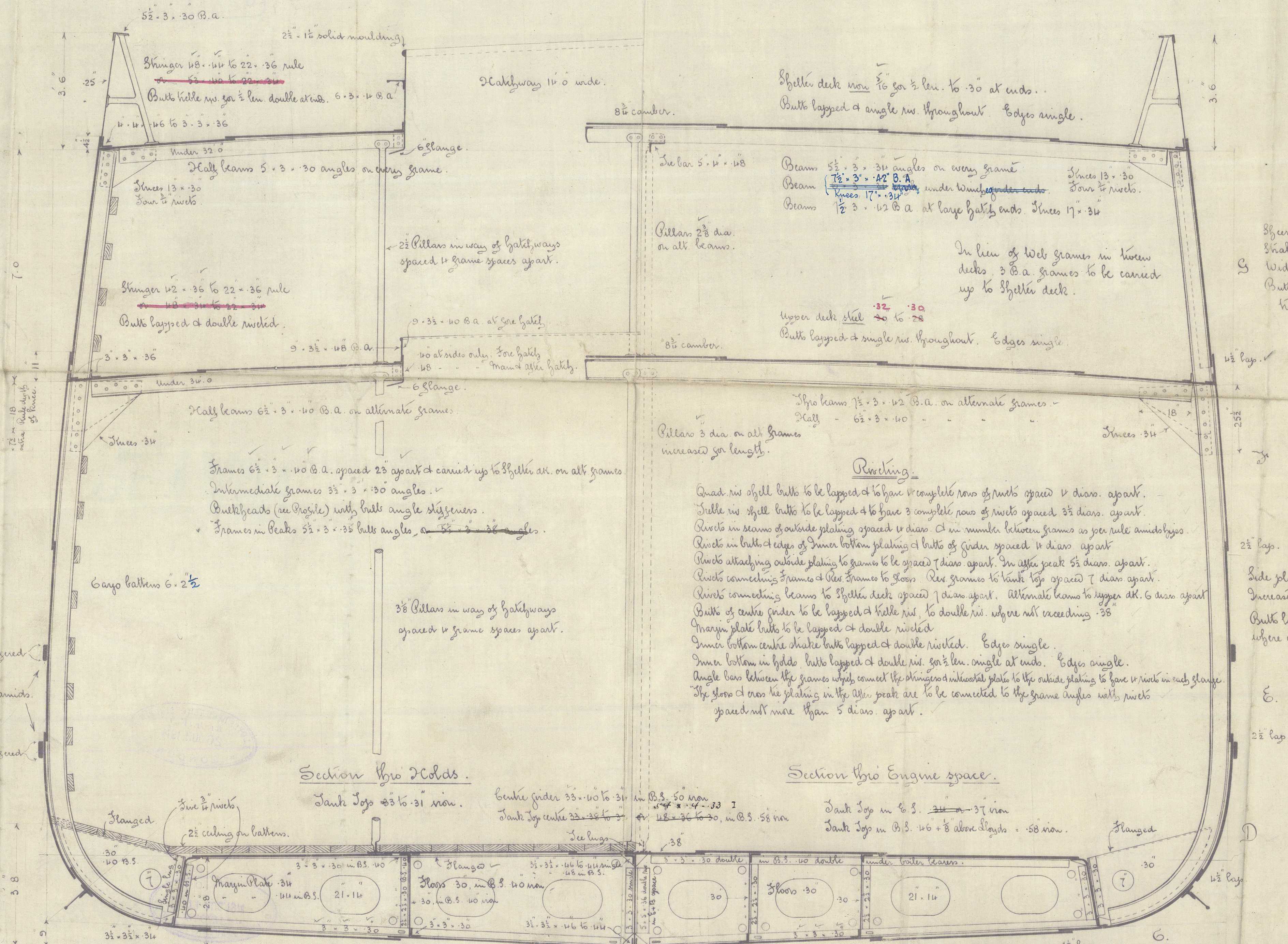
### Equipment Numbers.

Shelter deck	230 x 7 x 75	1207
Beamings	38.14 x 7 x 50	1314
Deckhouses	55.0 x 7 x 50	192
		1533
		11920
		13453.0

### Equipment.

2 Modelers Bowers	28.0 x 0 each
1 Bower	24.0 x 0
1 Stream Anchor (on stock)	7.0 x 0
1 Hedge	14.0 x 0
240 Scaffolds of 1 1/2" stud chain cable	
60 " 3/4" steel wire	
75 " 3/4" "	
90 " 3/4" "	
90 " 1" manilla	
200 " 5"	

Steel & manilla bawlers, in excess of rules Owners requirements.



6 x 1 1/2 B.A. pieces for 1/2 len. amidships.

Shanghaied

### Section thro' Holds.

Tank Top 23 to 31 in.

Centre girder 33 x 40 to 31

Tank Top centre 23 to 31 in.

### Section thro' Engine space.

Tank Top in C.S. 31 to 37 in.

Tank Top in B.S. 46 to 5 above Lloyd's - 58 in.

Bridge keel for about 66'0" amidships.

Butt plate 3 x 10

Sea bar 6 x 14 x 10

Stem 7 1/2 x 28

Stem frame 7 1/2 and 6 1/2 x 5

Flat plate keel 1/2 x 70 for 1/2 len.

Butts double shopped & hilled for 1/2 len. angle

Shops hilled for 1/2 len. angle

Shops hilled for 1/2 len. angle

Shops hilled for 1/2 len. angle

Shops hilled for 1/2 len. angle

Shops hilled for 1/2 len. angle

Shops hilled for 1/2 len. angle

Shops hilled for 1/2 len. angle

Shops hilled for 1/2 len. angle

Shops hilled for 1/2 len. angle

Bottom plating to upper turn of bilge 1/2 for 1/2 len. to 10' at ends.

Butts lapped & hilled for 1/2 len. (Quad. where over rule width) hilled to double at ends.

Butts lapped & hilled for 1/2 len. (Quad. where over rule width) hilled to double at ends.

Butts lapped & hilled for 1/2 len. (Quad. where over rule width) hilled to double at ends.

Butts lapped & hilled for 1/2 len. (Quad. where over rule width) hilled to double at ends.

Butts lapped & hilled for 1/2 len. (Quad. where over rule width) hilled to double at ends.


Butts lapped & hilled for 1/2 len. (Quad. where over rule width) hilled to double at ends.

Butts lapped & hilled for 1/2 len. (Quad. where over rule width) hilled to double at ends.

Butts lapped & hilled for 1/2 len. (Quad. where over rule width) hilled to double at ends.

Butts lapped & hilled for 1/2 len. (Quad. where over rule width) hilled to double at ends.

Note - The fore part of the flat of the bottom to be strengthened if required.



30.6.14

Nº 499

2020

W579-0099

Lloyd's Register

Foundation



Master Robert Howland



No 499

Mid: Lee.

Amended Plan

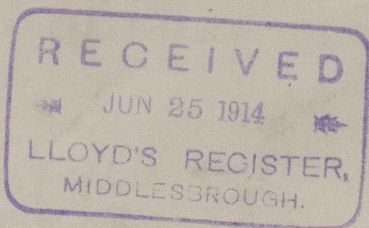
S.S. Halkin

Mat. Rep. 8884



RETAIN

W879-0099



W879-0099



© 2020

Lloyd's Register  
Foundation