


8.12.13
7.2.14
13.7.14
19.2.14
10.8.14
25.3.14
3.10.14
28.12.14

No 470 SHIP
LONGITUDINAL SECTION AND DECK PLANS
TO CLASS 100 A.1. AT LLOYD'S.
DIMENSIONS 469'-10" B.P. x 58'-0" M.L. x 35'-0" M.B. SCALE 1/8" = 1'-0".



SECTIONS
POOP 43'-6"
BRIDGE 191'-3"
FORECASTLE 48'-4"


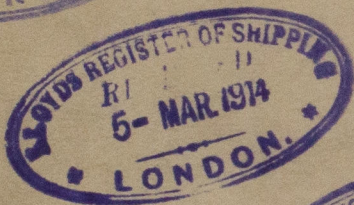
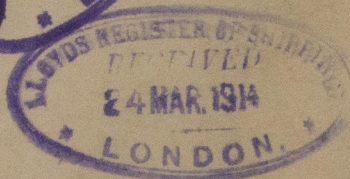
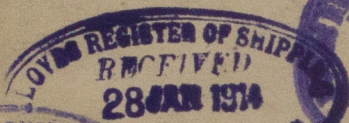


8.12.13

Hawthorn Leslie & Co.

S.S. No. 470.




Profile & Deck plan.



S.S. Glenogle
NEWCASTLE ON TYNE.

Report No. 69059

W 876-0069



© 2020

Lloyd's Register
Foundation