

HEATING SURFACE	SQ FEET
TUBES	2426
FURNACES	215
COMBUSTION CHAMBERS	310
TUBE PLATES	99
TOTAL 1. BOILER	3050
TOTAL 4. BOILERS	12200
WORKING PRESSURE	= 220 LBS / SQ"
TEST PRESSURE	= 440 LBS / SQ"

BOILERS. CONTRACT N^o 742.

MESSRS. R & W HAWTHORN LESLIE & C^{os}. S S N^o 470.

TO BE CONSTRUCTED TO PASS BOARD OF TRADE & LLOYD'S REQUIREMENTS.

4. OFF THIS

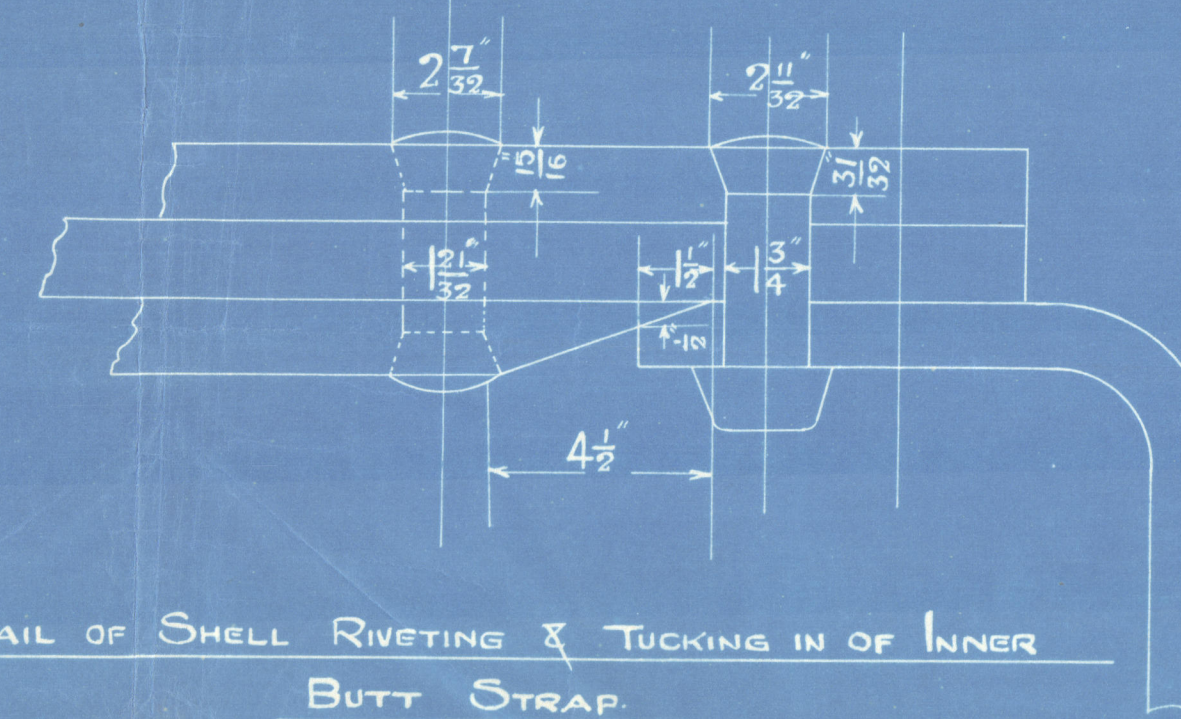
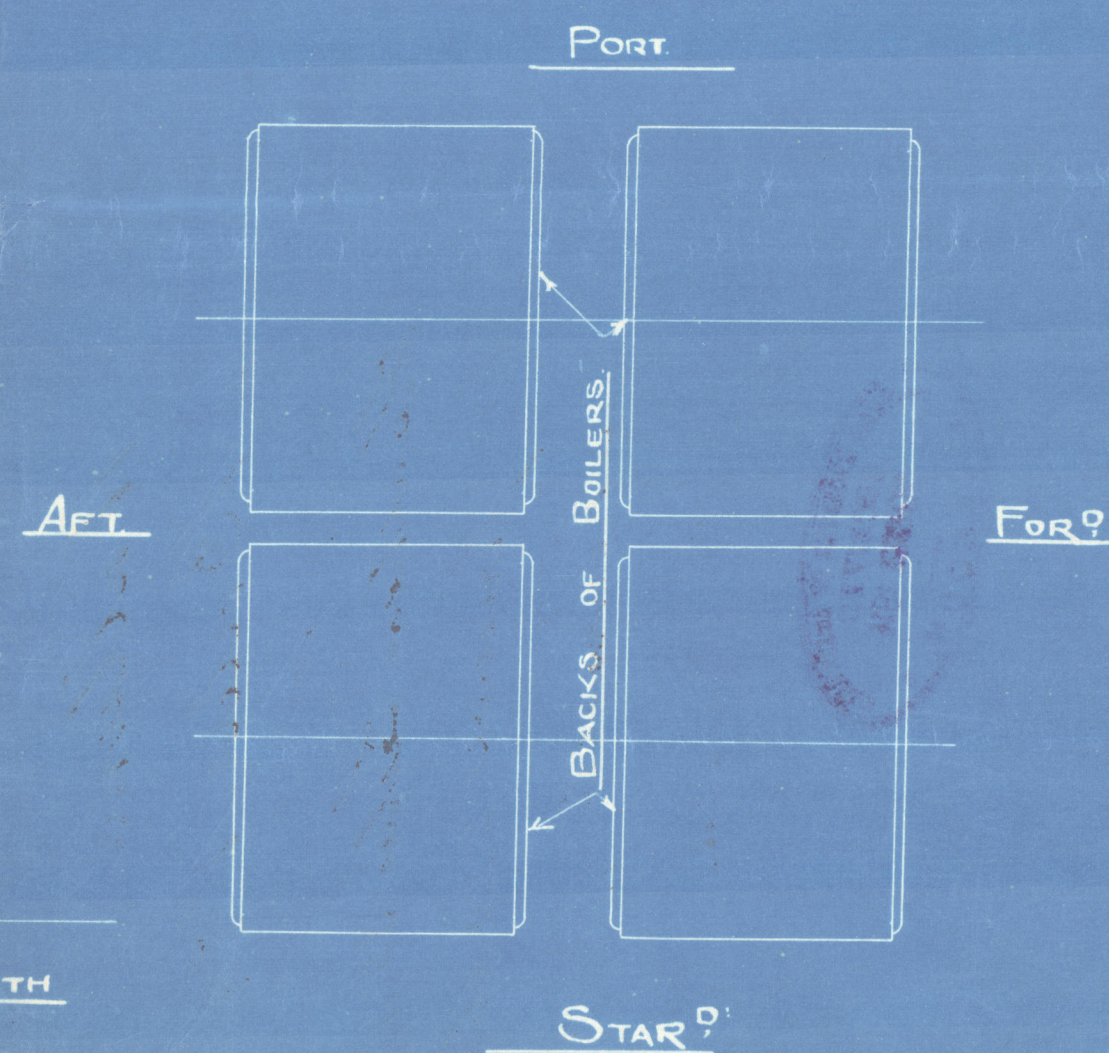
SCALE 1" = 1 FOOT

MATERIAL

PLATES	STEEL
STAYS	"
RIVETS	"
TUBES	IRON

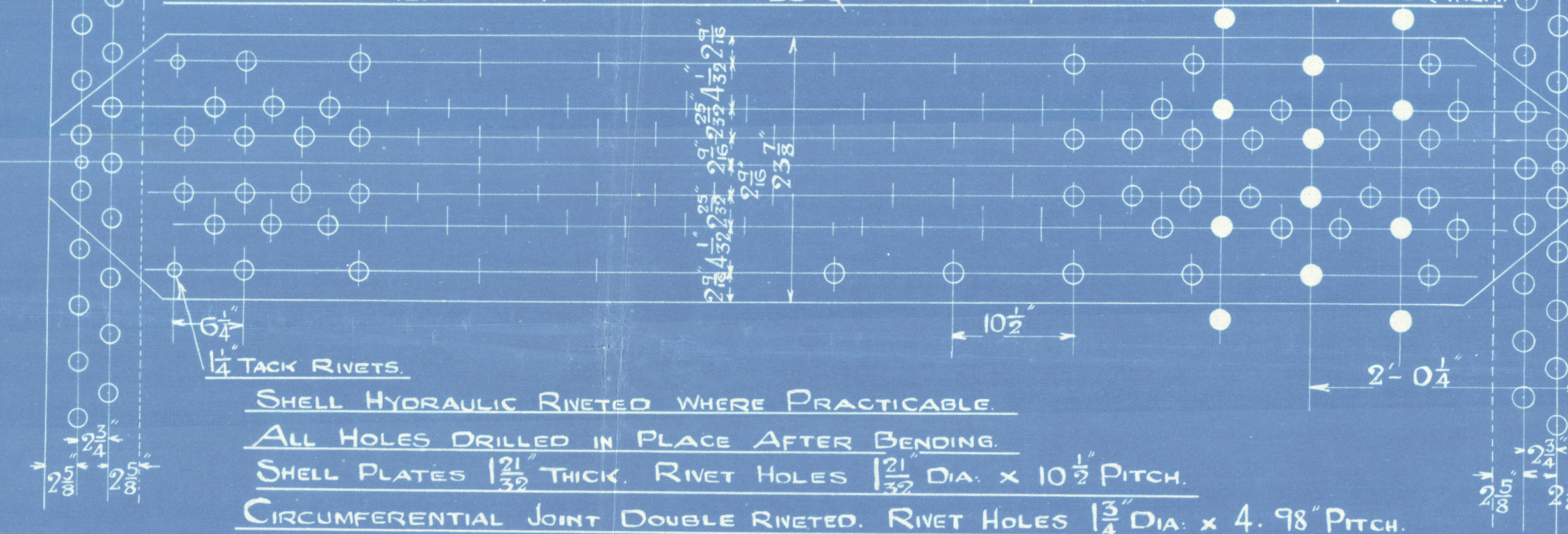
SPARE GEAR

3. PLAIN TUBES FOR EACH BOILER



DETAIL OF SHELL RIVETING & TUCKING IN OF INNER BUTT STRAP

TENSILE STRENGTH OF SHELL PLATES & BUTT STRAPS FROM 31-35 TONS PER SQ INCH



1/2 TACK RIVETS

SHELL HYDRAULIC RIVETED WHERE PRACTICABLE



ALL HOLES DRILLED IN PLACE AFTER BENDING

SHELL PLATES 1 1/2" THICK. RIVET HOLES 1 1/2" DIA. x 10 1/2" PITCH

CIRCUMFERENTIAL JOINT DOUBLE RIVETED. RIVET HOLES 1 1/2" DIA. x 4.98" PITCH

124 PITCHES IN CIRCUMFERENCE

OUTSIDE BUTT STRAP	1 1/2" THICK
INSIDE	"



1914
Lloyd's Register
Foundation

Wallend
(4) Boilers No 42
for
Hawthorn Leslie S.S. 470
pressure 220 lbs
Newcastle 17/1/14
S. S. "Glenogle"



WRECK
61

S.S. Glenogle
NEWCASTLE ON TYNE.
Report No. 690 59

RETAIN



© 2020

Lloyd's Register
Foundation

W876-0067