

PROFILE AND DECK PLANS

DIMENSIONS: 280'0" PP x 40'0" B.M.L. x 25'3" D.M.L. To SHELTER D^o

To CLASS LLOYDS⁺ 100 A.I. WITH FREEBOARD, STRENGTHENED FOR NAVIGATION IN ICE.

SCANTLINGS SUITABLE FOR A DRAFT OF 17'0" B.K. SUMMER

SCALE 1/8" = 1 FOOT

U.D.T. 1220-42.

SUPPORTS UNDER MINDLASS MACHINES ETC.
TO SURVEYORS SATISFACTION
HATCH AND COAMINGS TO BE STIFFENED AS PER RULE.


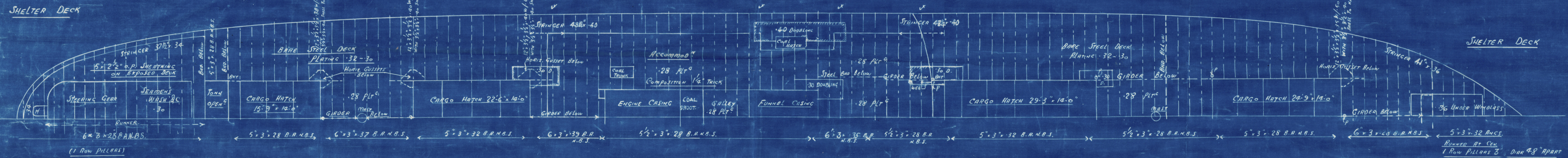
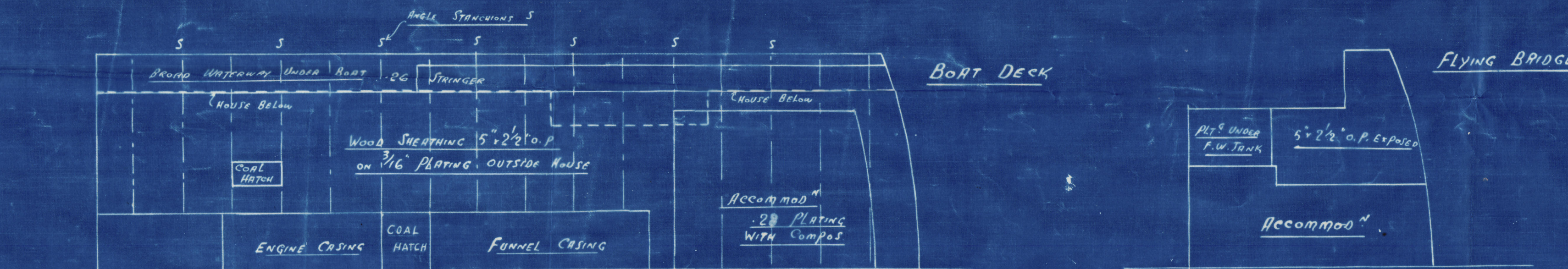
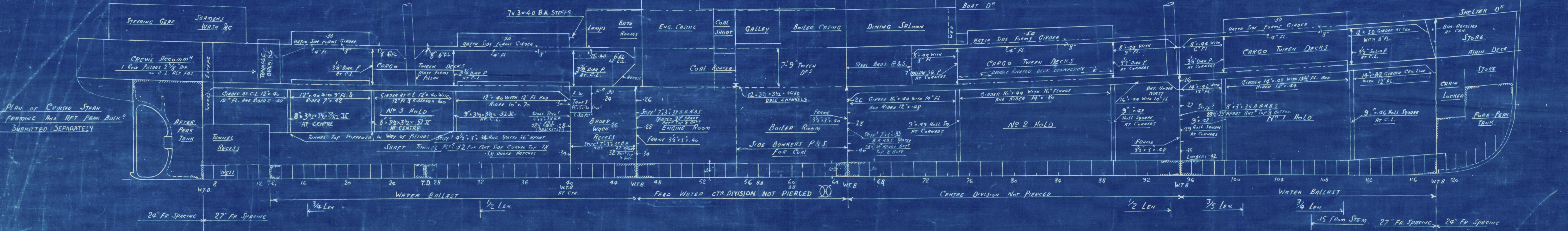
HOLLOW SQUARE PILLARS

ENDS WELDED DIRECT TO GIRDER OR LUGGER

AND WELDED TO 50 DOUBLINES ON TANK TOP. DOUBLINES 2 1/2" SQUARE

WIDE SPACED SOLID PILLARS IN TWEEN DWS. 4-7/8" DIA. HEAD AND HEEL

IN ACCORDANCE WITH
SECTION 16 PAR. 34.




S/S "TASSO"
S.H.W.R. N° 1580

PROFILE & DECK PLANS
AS. BUILT

S.S. "Tasso"

NEWCASTLE ON TYNE.

Report No. 95945 -



© 2019

Lloyd's Register
Foundation

W87-0112