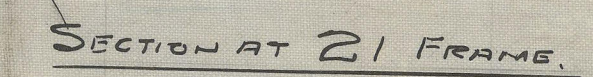
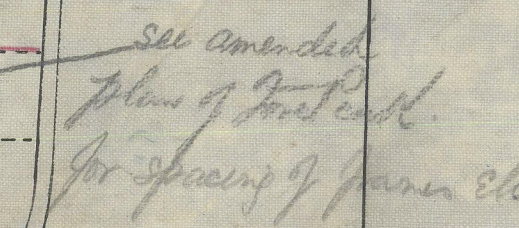


PRINCIPAL DIMENSIONS LENGTH 250'-0" B.P. BREADTH MLD 42'-6" DEPTH MLD 20'-0"  
LLOYDS HIGHEST CLASS ON THE GREAT LAKES & RIVER ST LAWRENCE

74 feet  
160 feet

NOTE:- MAIN FRAMES TO EXTEND TO F'LG DECK  
ALTERNATELY AS SHOWN BELOW WITH  
INTERMEDIATE STIFFENERS 5x3x35 ANGLES.



C.F. 5-2-14 C.B.







Amended Profile Plan  
Sunderland S. B. Co.

S. S. No 284

S.S. KILLELLAN

No. REPORT No 26378



RETAIN



© 2020

Lloyd's Register  
Foundation

W869-0085