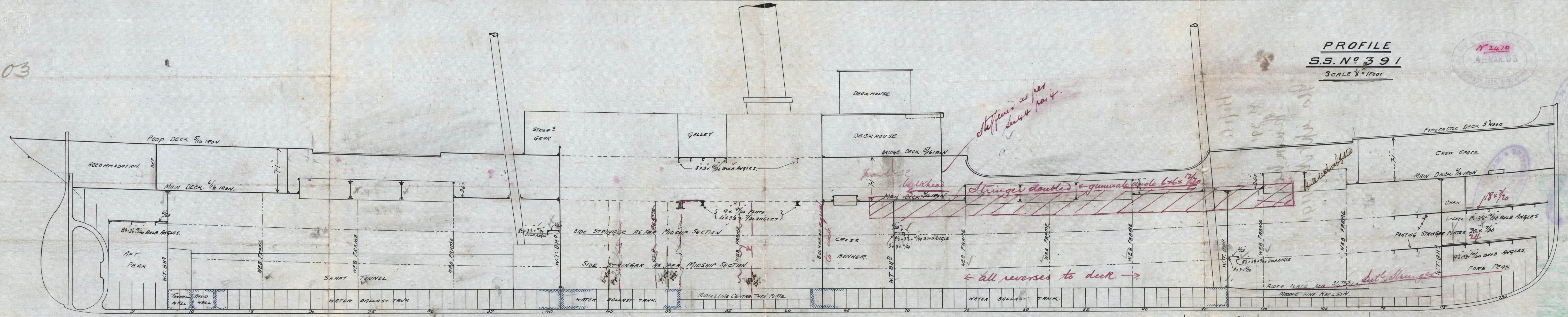




7.3.03

PROFILE
S.S. N° 391
SCALE 1/8" = 1 FOOT



Bottom strengthened at junction of two systems of bottom framing to Surveyors satisfaction
NOTE: ALL SCANTLINGS AS PER MIDSHIP SECTION.
TONNAGE COEFFICIENT IS .72

INTERMEDIATE FRAMES 4x3 1/2 x 1/20 TO BE FITTED FORTHIS
DISTANCE ABOARD STEM FROM 4'0" BELOW LIGHT WATER LINE TO MAIN DECK.



7/3/03

7/3/03

W856-0167

N° 2470


Profile

ss. 391

Number

Geo. apt No 21191

SS. No 391
PROFILE



REMAIN



© 2020

Lloyd's Register
Foundation

W856-0167