



**WRITTEN DIMENSIONS ONLY TO BE TAKEN**



DRAWN BY J.A.S.  
CHECKED BY —  
TRACED BY G.N.  
CHECKED BY J.A.S.  
TRACING No 3974

TO PASS LLOYDS & HAMBURG BOARD OF POLICE "SURVEY	
LLOYDS " 22.52 (10.22-5) 83.58	
" 178.796875 " = 187 LBS PER INCH	
HAMBURG BOARD OF POLICE: 200.45225 (83.6-1) 434.1 " 2	12.67 Kgs PER INCH
WORKING PRESSURE	180 LBS PER INCH
TEST " " "	360 " " "
HEATING SURFACE ON TUBES.	2100 SQ. FEET.
" " OTHER PARTS	470 " " "
" " TOTAL	2570 " " "
EX: FRONT TUBE PLATE	2632 " " "
EFFECTIVE AREA OF STAYS	
2 <sup>1</sup> / <sub>2</sub> " STAY TUBES 3/4" 9 THREADS PER INCH	1.96 SQ. INCHES
2 <sup>1</sup> / <sub>2</sub> " " 3/16" " " " "	1.6 " " "
2 <sup>1</sup> / <sub>2</sub> " " " 1/4" " " " "	1.22 " " "
3 <sup>1</sup> / <sub>2</sub> " MAIN STAYS 6 " " " "	9.62 " " "
3 <sup>1</sup> / <sub>2</sub> " " " 6 " " " "	8.29 " " "
2 <sup>1</sup> / <sub>2</sub> " " " 6 " " " "	3.26 " " "
2 " " 6 " " " "	2.51 " " "
1 <sup>3</sup> / <sub>4</sub> " SCREWED " " " "	2.1 " " "
1 <sup>3</sup> / <sub>4</sub> " " " 11 " " " "	1.5 " " "
ALL PLATES, RIVETS & STAYS - STEEL -	
TUBES - WROUGHT IRON. -	
HOLES TO BE DRILLED IN PLACE AFTER BENDING	
TENSILE STRENGTH OF SHELL PLATES & BUTT STRIPS ARE LESS THAN 204 <sup>3</sup> TONS	
" " GIRDER " & MAIN STAYS " " "	28 " " "
" " STEEL RIVETS	262 " " "
" " ALL OTHER PLATES	26 " " "

MANHOLE IN SHELL 1'-4" x 1'-0"  
" DOUBLING 2'-11 1/2" x 2'-7" x 18"

CONTRACT 2061.2.OFF.



D.E.M.E.C<sup>o</sup>.L.D

C' N<sup>o</sup> 2061.

BOILERS. 2 OFF.


CRAIG TAYLOR & C<sup>o</sup>.L.D 151 <sup>5</sup>/<sub>8</sub>

N<sup>o</sup> 3014

LLOYDS TEST.

360 LBS.

9-5-12 W.B.



*W. Hornfels*

*Std. Rpt. No 25331*

© 2020

Lloyd's Register  
Foundation

W856-0014