

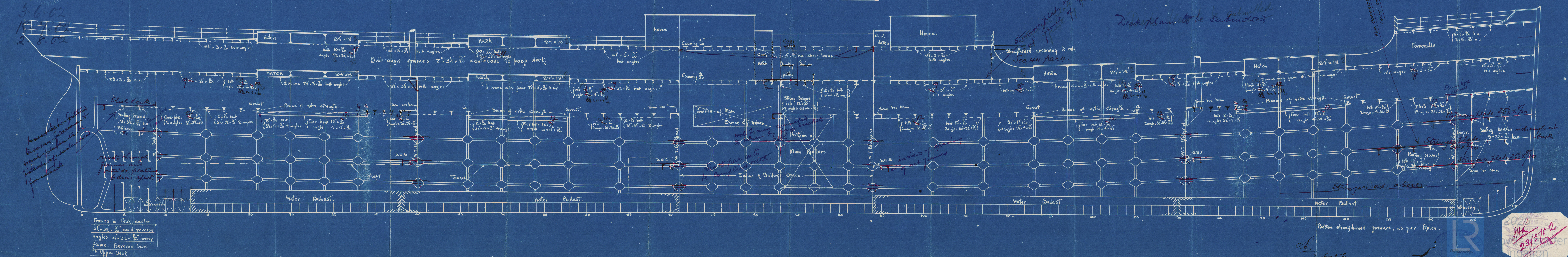
Scale. $\frac{1}{8}" = \text{One Foot.}$

<u>Dimensions</u>	Length B.P.	347'-0"
	Breadth Ex.	46'-6"
	Depth mld.	30'-6"

Length B.P. ... 347-0"

Bre: 14" Ex: 76"-6"

101#	ml	30-0
------	----	------



18. 4. 02
2. 8. 02

2.8.02

[illegible]

rivets through
frames and
outside plating
6 days apart.

Frames in Peak, angles
 $5\frac{1}{2} \times 3\frac{1}{2} \times \frac{9}{16}$, and reverse
 angles $4 \times 3\frac{1}{2} \times \frac{9}{16}$, every
 frame. Reverse bars
 to Upper Deck.

Stringer plate doubled
front of roof
strengthened according to rule
Sec 44 par 4.



FOR CORRECT PAINTING ARRANGEMENT
(SEE SEPARATE SKETCH) 5/12.

Bottom strengthened forward, as per Rol


C.D.
3602

2020 MAR 2 10 12
23/5/20
W854-0104

Profile Plan of Incess.
J Priestman & Co's No 97
J. S. "Claverburn"



RETAIN



No. 21295.

W854-0104



© 2020

Lloyd's Register
Foundation