

# DIMENSIONS.

LENGTH OF FIRE BARS 5'-0"  
 AREA OF FIRE GRATE 46.875  
 DIAM OF TUBES OUTSIDE 3 1/2"  
 LENGTH OF TUBES OVER PLATES 6'-6 1/2"  
 NO OF TUBES 195  
 SURFACE OF TUBES 1145  
 TOTAL HEATING SURFACE 1500  
 WORKING PRESSURE 150  
 DIAM OF SAFETY VALVE 2 1/2"

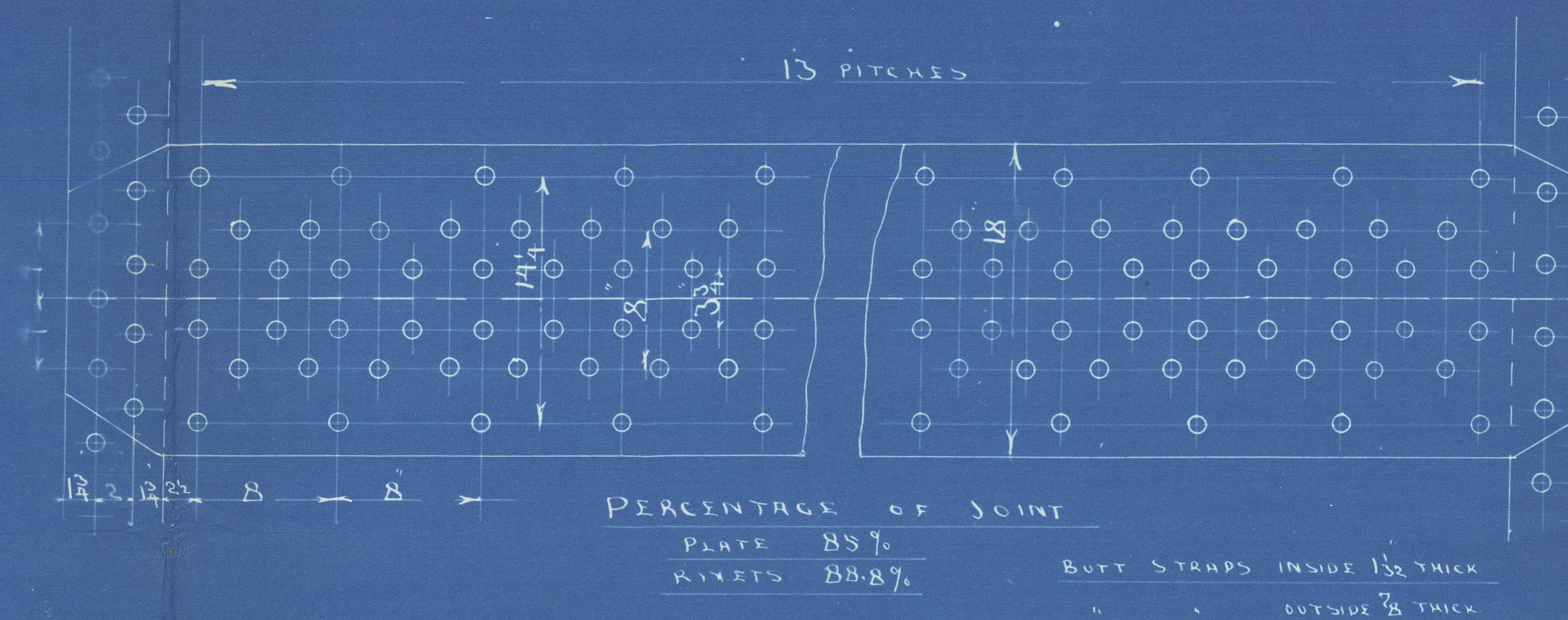
## PARTICULARS OF RIVETTING

SHELL: LONGITUDINAL JOINT TO BE TRIPLE RIVETTED DOUBLE BUTT JOINT HOLES DRILLED 1 1/2" DIA 8" PITCH  
 CIRCUMFERENTIAL JOINTS TO BE DOUBLE RIVETTED LAP JOINT HOLES DRILLED 1 1/2" DIA 4" PITCH

FURNACES: FRONT ENDS TO BE DOUBLE RIVETTED BACK ENDS TO BE DOUBLE RIVETTED TO CC SIDES AND BOTTOM

COMB CHAMBR: BOTTOM & SIDES TO CENTRE OF FURNACES TO BE DOUBLE RIVETTED REMAINDER SINGLE RIVETTED

END PLATES: CROSS SEAMS TO BE DOUBLE RIVETTED



MANHOLE IN SHELL 16 X 12  
 LINED INSIDE WITH 1 1/2" PLATE 7" WIDE  
 MC NIEL'S PATENT DOORS

DOUBLE GIRDER STAYS OF  
 STEEL 1" THICK 10" DEEP FITTED  
 WITH 3 STEEL SUPPORTING BOLTS  
 1 1/4" DIA 2.07 EFFIE AREA

STAYS MARKED S  
 TO HAVE CHECKNUTS.

SHELL 28 TONS TENSILE.

6'-6 1/2" OVER PLATES

129 PLAIN TUBES 3/2" DIA NO BWC SWELLED AT FRONT END  
 66 STAY TUBES 1 1/2" THICK IN BODY 4 EFFIE SCREWED AT ENDS  
 TO 3/2" & 3 1/4" DIA.  
 STAY TUBES WHEN SHOWN TO HAVE NUTS AT  
 FRONT END ONLY

LONGITUDINAL JOINT WELDED.

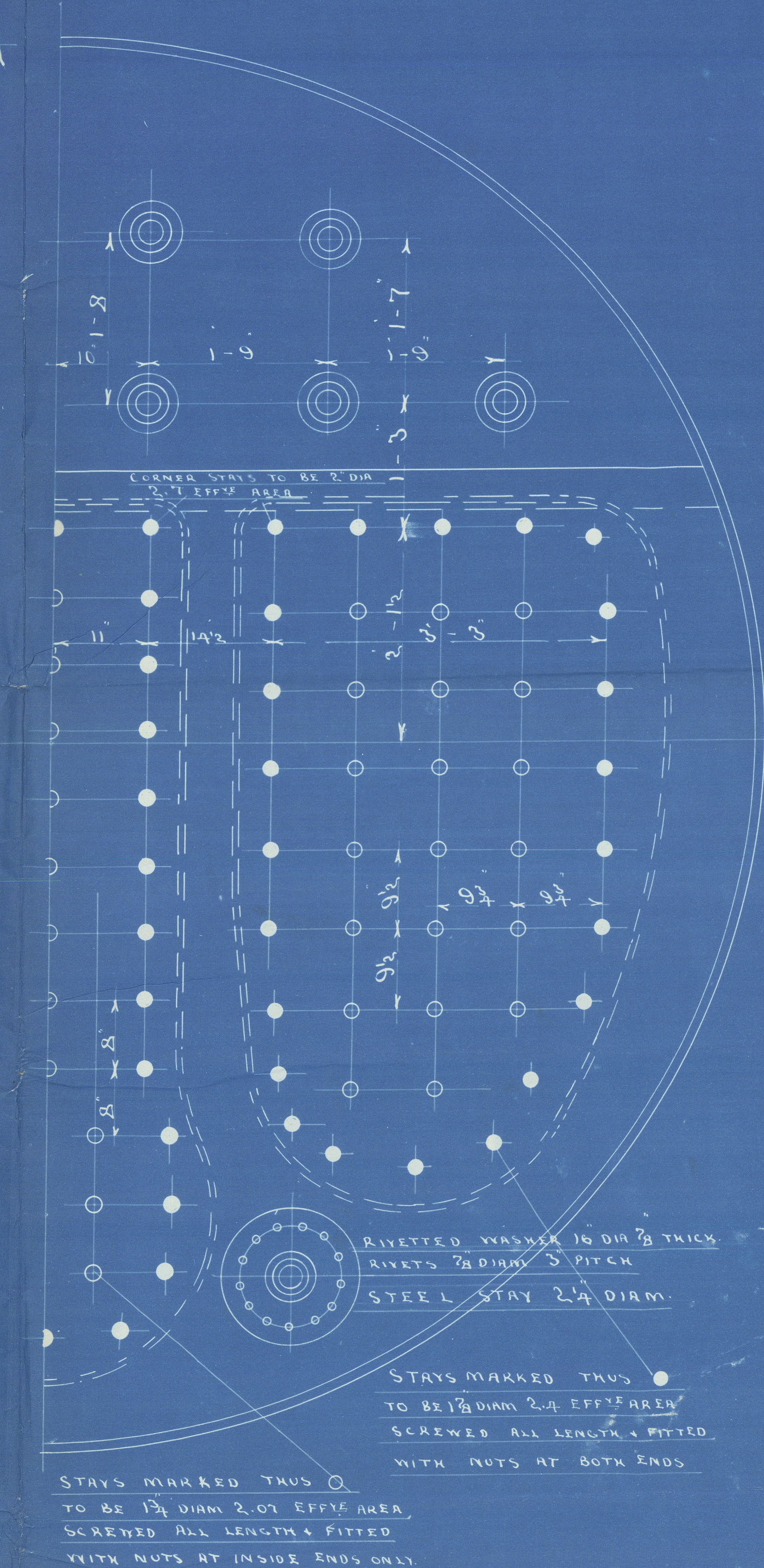
2 1/4" STEEL STAY

3 x 3 x 3/4 A.1.

10'-9" LONG

COMB CHAMBER

STEEL STAYS 1 1/2" DIA 2.07  
 EFFIE AREA SCREWED FULL  
 LENGTH & FITTED WITH NUTS  
 AT INSIDE ENDS ONLY



CHARLES D HOLMES & CO LTD  
 ENGINEERS & BOILER MAKERS  
 HULL.

JAMES BARCLAY  
 14/12/10  
 15/12/10

BOILER NO 911





2<sup>nd</sup> amended plan  
of  
Boiler No 911

Messrs  
Charles D. Holmes &  
Se. K. Hight Hawk

No 1494  
Leoyasest  
360 lbs  
SB  
31.3.11

Hull Rpt no. 23871



RETAIN

W851 - 0136



© 2020

Lloyd's Register  
Foundation