

11001
 11002
 11003

Length B.P.	270 " 0
Breadth extreme	39 " 6
Depth moulded	20 " 10

Class 100 Al.

1/2 Breadth	19.65
Depth to Keel	21.62
1/2 Girth	<u>38.04</u>

79.31 Frame N^o
268.5

add for Erections

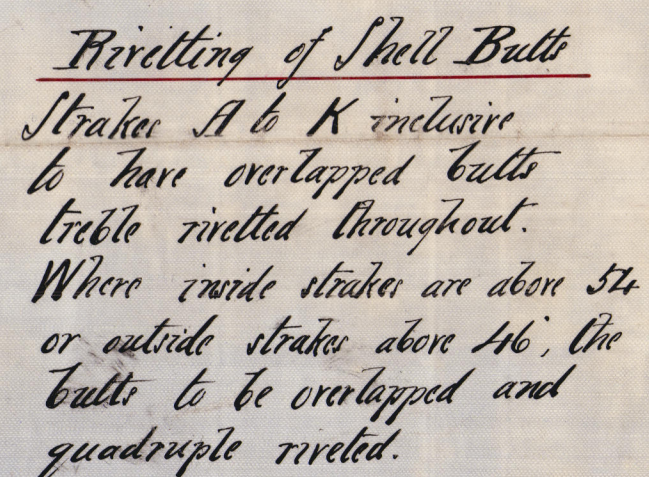
21294.73	Plating N°
1060.8	
22355.53	Equipment N°

Depth in Length 12.36

<u>Quantities</u>		
2 Bower Anchors	each	37 1/2 cwt. Stockless
1 " Anchor		37 1/4 " "
1 Stream "		9 1/2 " ex. Stock
1 Kedge "		4 3/4 " "
Steel Chain Cable		240 fathoms " 1 1/2"
Stream "		75 " 1 1/2 or 4' Steel Wire
Towline "		90 " 11' Hemp or 3/4' Steel wire
2 Bansen	each	90 " 6"
2 Warps	"	90 " 5"

Beam, bulb angle $6\frac{1}{2}'' \times 3''$, $\frac{1}{2}$ in on alternate frames with steel deck.
Stringer plate $24'' \times \frac{1}{2}$ in, angle $3'' \times 3''$, $\frac{1}{2}$ in
Steel deck $\frac{1}{2}$ in
Side plating $\frac{1}{2}$ in

Beams, bulb angle $7\frac{1}{2} \times 3 \times 1\frac{1}{2}$ on alternate frames with steel deck.
Stringer plate $24 \times \frac{1}{2}$, angle $3 \times 3 \times \frac{1}{2}$ (Bulb-See beams fitted to alternate frames, with wood deck. $7 \times 5 \times \frac{1}{2}$)
Wood deck $3 \times$
Side plating $\frac{1}{2}$



Three Bidge strakes to be increased $\frac{1}{8}$ "
for $\frac{1}{2}$ length, or in lieu thereof, an Inter-
costal plate $11\frac{1}{2}$ " \times $\frac{3}{8}$ " to be added to the
Bidge Stringer for $\frac{1}{2}$ l.

C-stroke to be reduced $\frac{1}{2}$ in way of double bottom where $\frac{1}{2}$ in thickness.
Bar plate to be $\frac{1}{2}$ thicker than same struts around.
Shell plate connected to stern frame to be of medium thickness.





THE ALYTH SHIPBUILDING CO. LTD.
8th Aug. 1901
Robt.

© 2020
Lloyd's Register
Foundation
V845-0140

Blyth S. B. C.

S. S. R. 1097112.

Midship Section



S. S. Lusitania

Newcastle Report

Vol. 2 H. H. 980



© 2020

Lloyd's Register
Foundation

W845-0146