

9-5-06


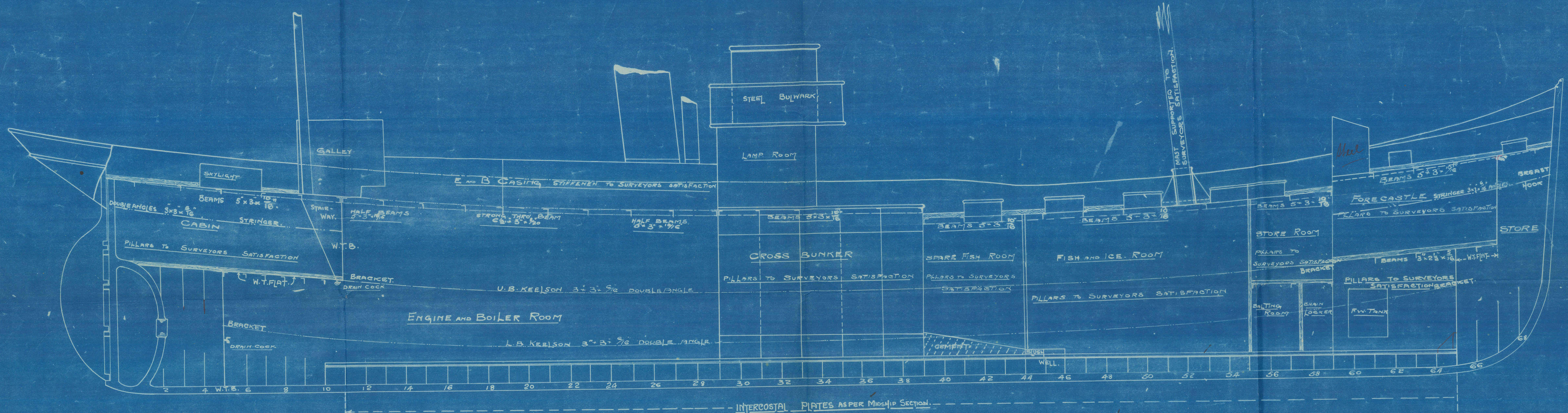
# PROFILE AND DECK PLAN

STEEL SCREW TRAWLER

Nº 376


DIMENSIONS 117'-6" x 22'-6" x 12'-3" DEPTH MLD

SCALE 1/4" ONE FOOT



MS-17-0000





Cochran & Sons

N. 346.

Profile & Deck Plan

S/s "Mant Queen"

Hull Report No. 184<sup>3</sup>57

RETAIN

W837-0039



© 2021

Lloyd's Register  
Foundation