

MIDSHIP SECTION.

Forecastle

✓ Beams $6\frac{1}{2} \times 3 \times 40$ " B.A. on every frame. 2 rows of Pillars $2\frac{1}{2}$ " diam. knees 19×40 four $\frac{3}{4}$ " nuts
✓ Deck 2" steel sheathed with $5 \times 2\frac{1}{2}$ " pitch pine. Side plating .38" butts double riv.
Coop
✓ Beams $6 \times 3 \times 40$ " B.A. on every frame. 1 row of Pillars $2\frac{1}{2}$ " diam. knees 16×40 four $\frac{3}{4}$ " nuts
✓ Stringer 32×32 " angle $3 \times 3 \times 32$ ". Side plating .36" Deck plating .30" iron.

To class 100A1. at Lloyds.
Scale $\frac{1}{2}$ inch = 1 foot.

Note! Minimum Scantlings required.

[illegible]

{ 14 rivets where double angles on margin
9 " " single " " "
to Curriers' satisfaction. *B.B.B.*
MIDDLESBROUGH
1873. 14

ju. 14.12.14
 C.C. 24.4.15.

Nº 503
16095-0037

Insurance Report Hans 2 d

nr 503 506

Mid: Sec:




20503

S/s Maplewood.

Web Rpt. No 9105.

nr 506. S/s. Ethulari

Indb report No 963



RETAIN



W835-0027



© 2020

Lloyd's Register
Foundation