

© 2020

From AMOS & SMITH, HULL.

Enclosure for


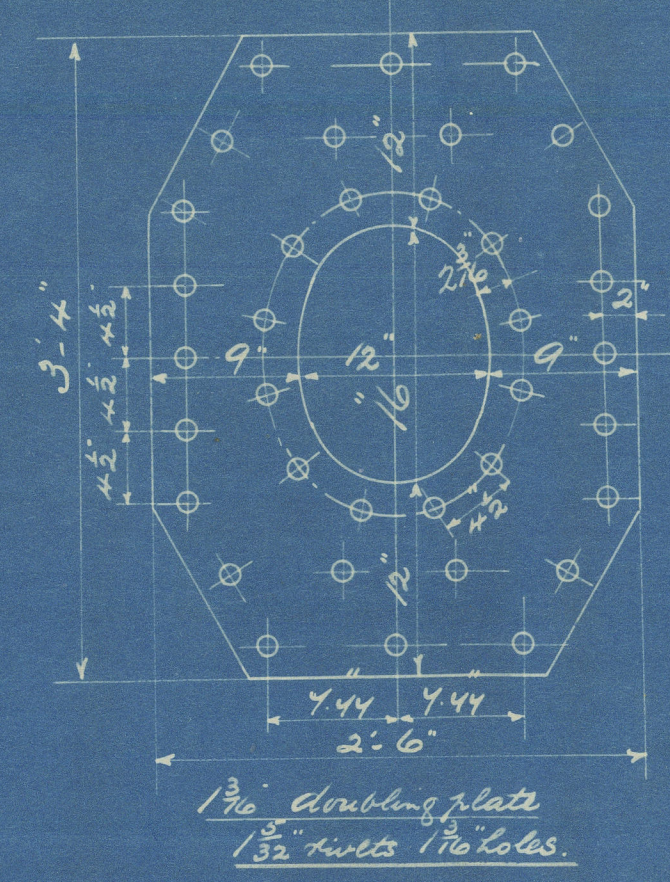
Messrs

Lloyds Surveyors.

Hull

W832- 0141112



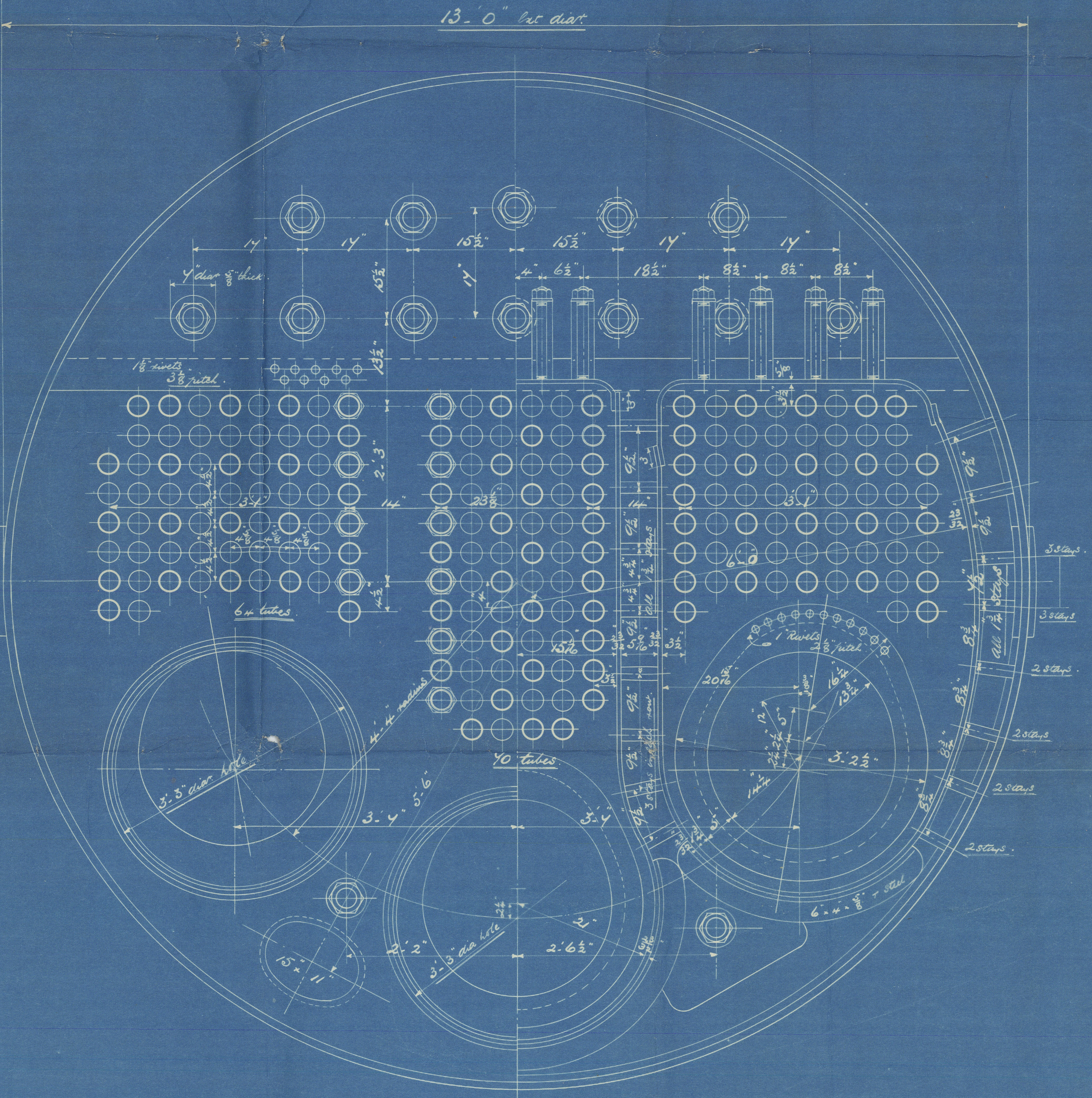
DIA. OF BOILER 13.0'
 LENGTH OF DP 10.3'
 NUMBER OF TUBES 198
 LENGTH OF DP 6.3' between plates
 DIA. OF DP 3 1/2" AREA THRU TUBES 8.6 sq. ft.
 HEATING SURFACE IN TUBES 1055 sq. ft.
 TOTAL HEATING SURFACE 1390 sq. ft.
 FIRE BAR SURFACE 5.0' bars 45 sq. ft.
 DIA. OF SAFETY VALVES
 CUBIC FEET OF STEAM SPACE 6' above C.C. top 258 cu. ft.
 WORKING PRESSURE 200 lbs. LLOYDS



Note
 The plates, rivets and stays of steel by the Siemens-Martin process.
 All rivet holes drilled throughout the boiler, close in shell after the plates are bent.
 All flanged plates to be annealed after the plates are bent.
 Stays are not to be upset.
 The distance between the shell plates to be between 28 and 32 lbs per sq. inch.
 The combustion chamber stays are screwed into both plates and fitted with nuts at each end. Washers on outside of shell only, none inside C.C.

Particulars of Staying

Stays	Diam.	Length per unit	Sq. inches of section
Steam space stays	3"	6	6.10 sq. in.
Bottom stays	3"	6	6.10 ..
C.C. stays	1 1/2"	10	1.48 ..
	1 1/2"	10	2.06 ..
Stay tubes	3 1/2"	9	2.14 ..



STEEL BOILERS N°1104_5

AMOS & SMITH
 ENGINEERS
 ALBERT DOCK WORKS
 HULL

LLOYD'S REGISTER
 OF SHIPPING
 4258
 HULL


AMOS & SMITH
 ENGINEERS
 24/4/06
 HULL

TITLE Steel Boilers
 FOR WHOM Messrs. Peckering & Haldane
 DATE 24/4/06
 ORDER 1104_5
 MADE BY
 SCALE 1" = 10'

10141

Messrs
Amos & Smith's
No 1104 & 1105

Zootas W.P.



of Lord Murburnholme Hull Rph. No. 18482
Flamingo - - - 18493

RETAIN

W832-0141



© 2020

Lloyd's Register
Foundation

From AMOS & SMITH, HULL.

Enclosure for

Messrs

Lloyds Surveyors.

Hull