

NOTE!

ALL PLATES STAYS & RIVETS TO BE OF SIEMENS MARTIN STEEL
THE SHELL PLATES & BUTT STRAPS TO BE OF 28 TO 32 TONS
PER SQUARE INCH TENSILE STRENGTH
ALL RIVET HOLES TO BE DRILLED IN PLACE AFTER THE PLATES ARE
BENT ALL FLANGED PLATES TO BE ANNEALED AFTER FLANGING
THE SCREW STAYS ARE $1\frac{1}{8}$ & $1\frac{1}{2}$ EFFECTIVE DIAM. SCREWED INTO
BOTH PLATES AND NUTTED AT EACH END. THE TUBES ARE OF
IRON. THE STAY TUBES ARE $2\frac{3}{8}$ INT DIAM $\times \frac{1}{4}$ THICK EFFECTIVE
THE ORDINARY TUBES ARE $3\frac{1}{2}$ EXT DIA $\times \frac{1}{8}$ LSG THICK
A MANHOLE IN SHELL 16×12 WITH SHORTER AXIS
LONGITUDINALLY AND A DOUBLING PLATE $2'4" \times 2'4" \times 1\frac{1}{2}$
THICK FITTED ROUND IT.

29.9.04

STEEL BOILERS N° 490 & 491

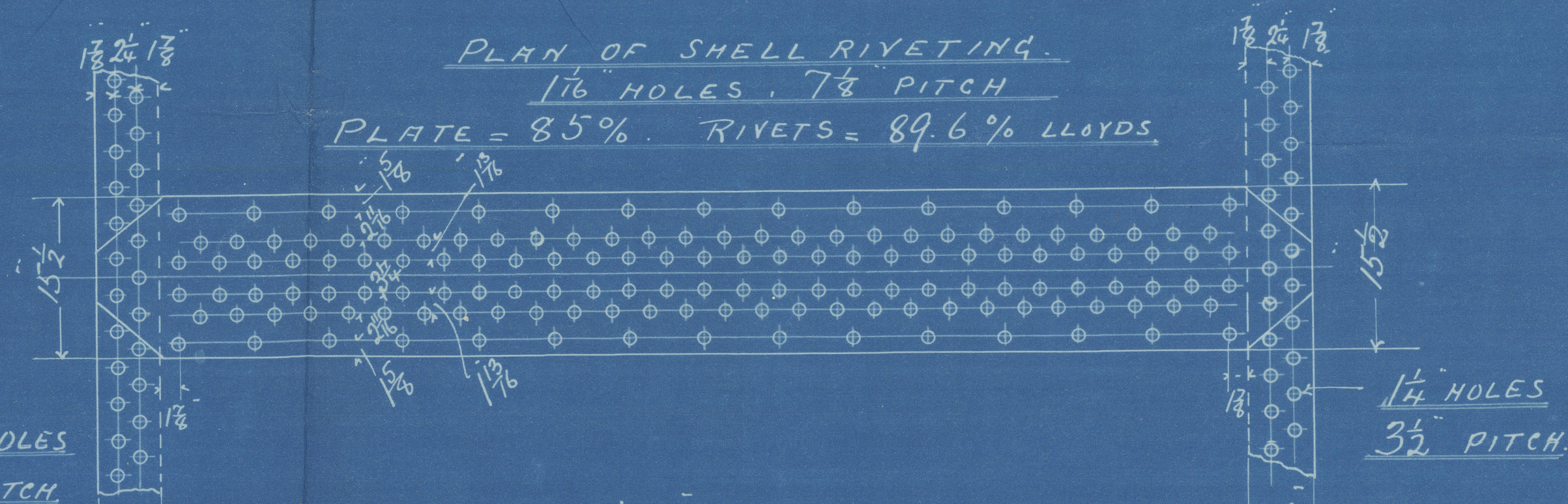
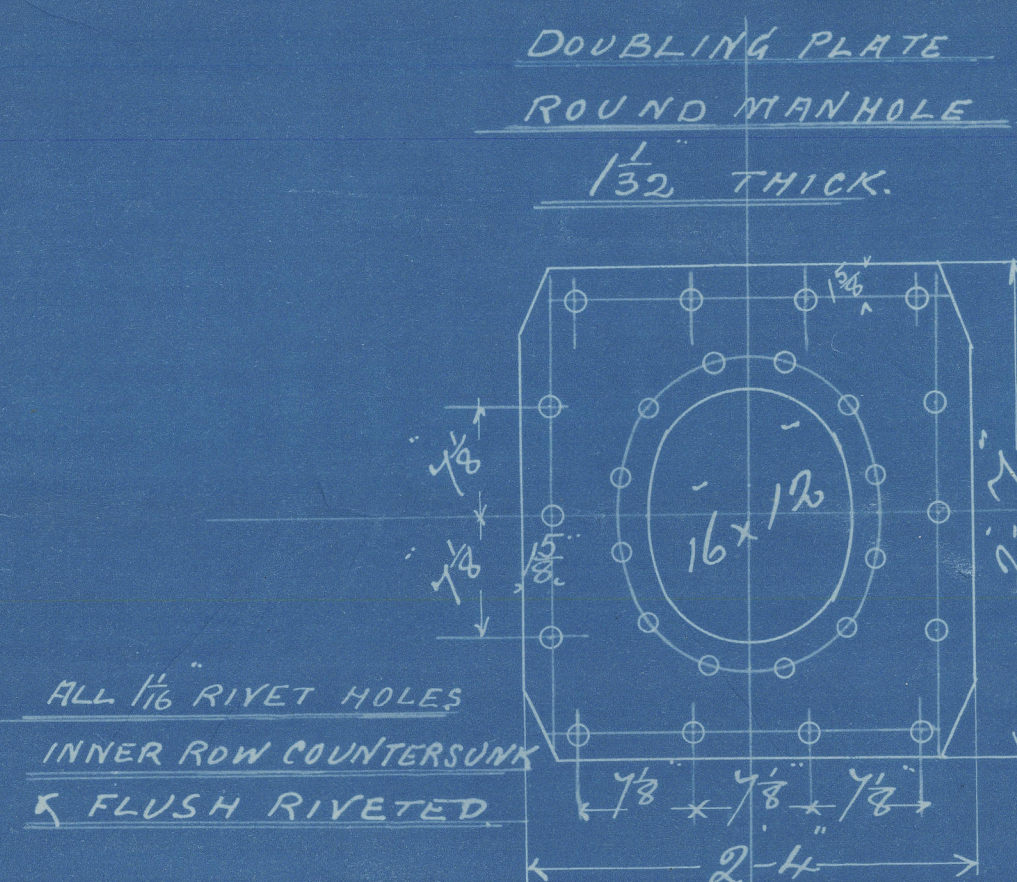
1 BOILER FOR EACH SHIP.

WORKING PRESSURE = 180 LBS (LLOYDS.)

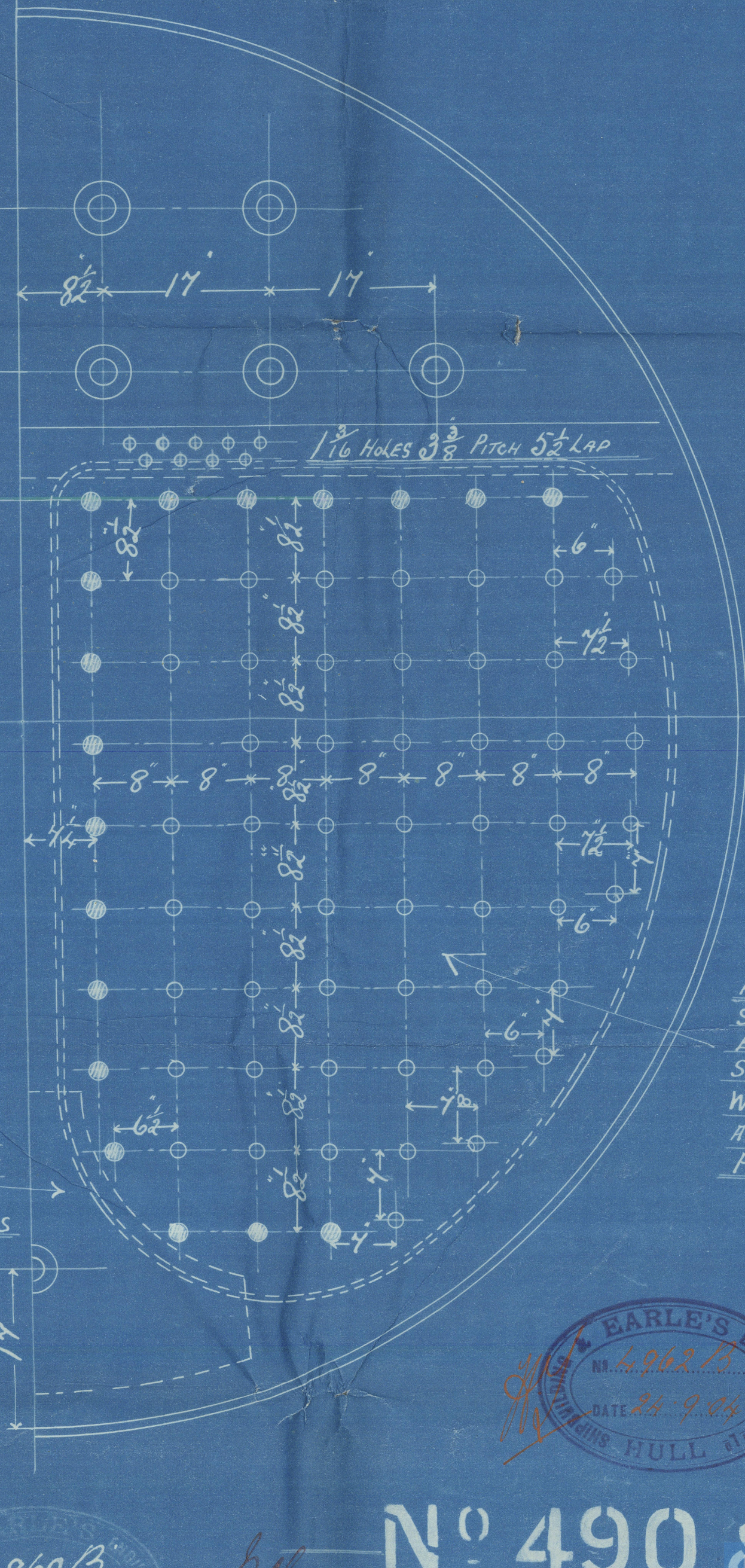
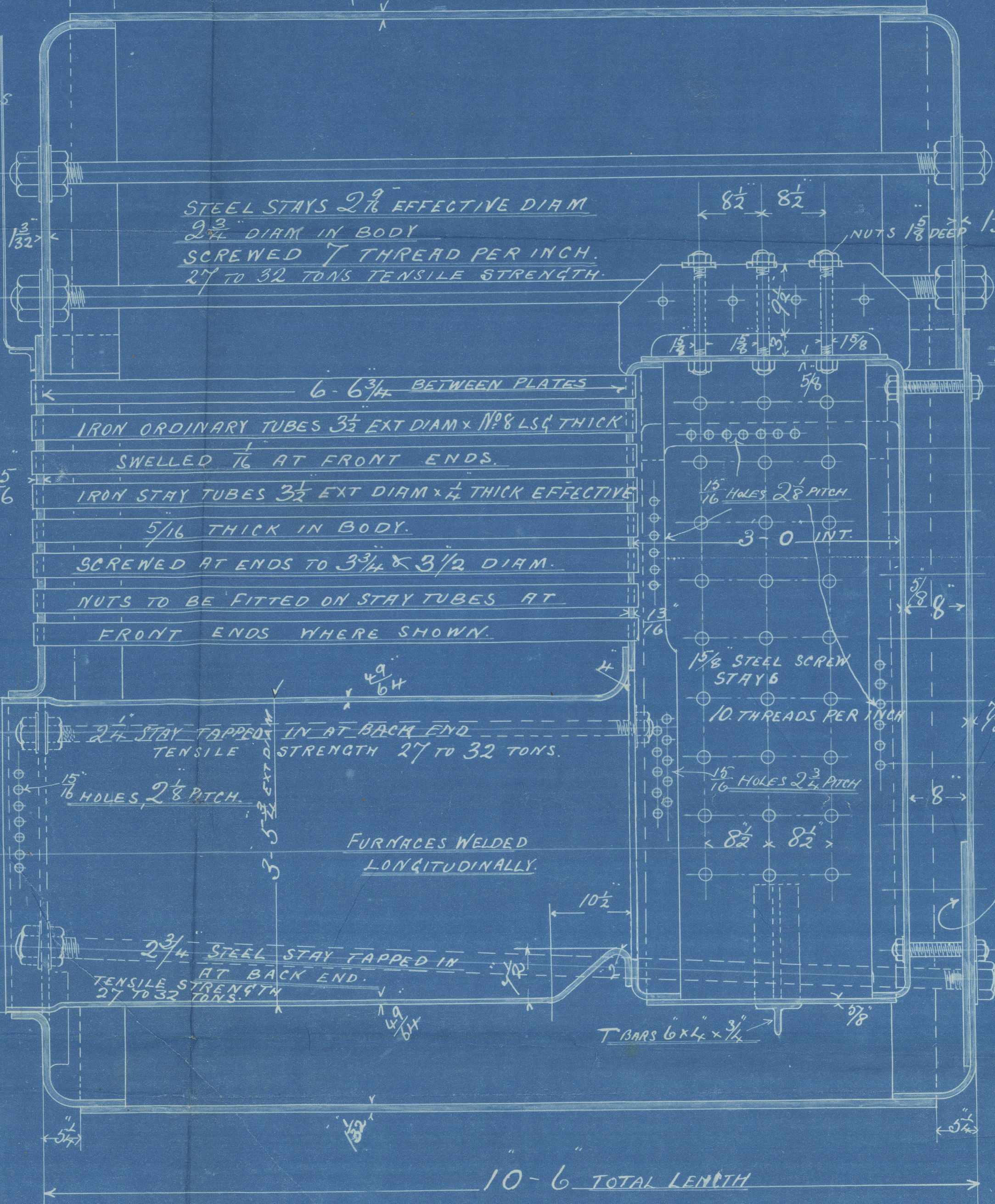
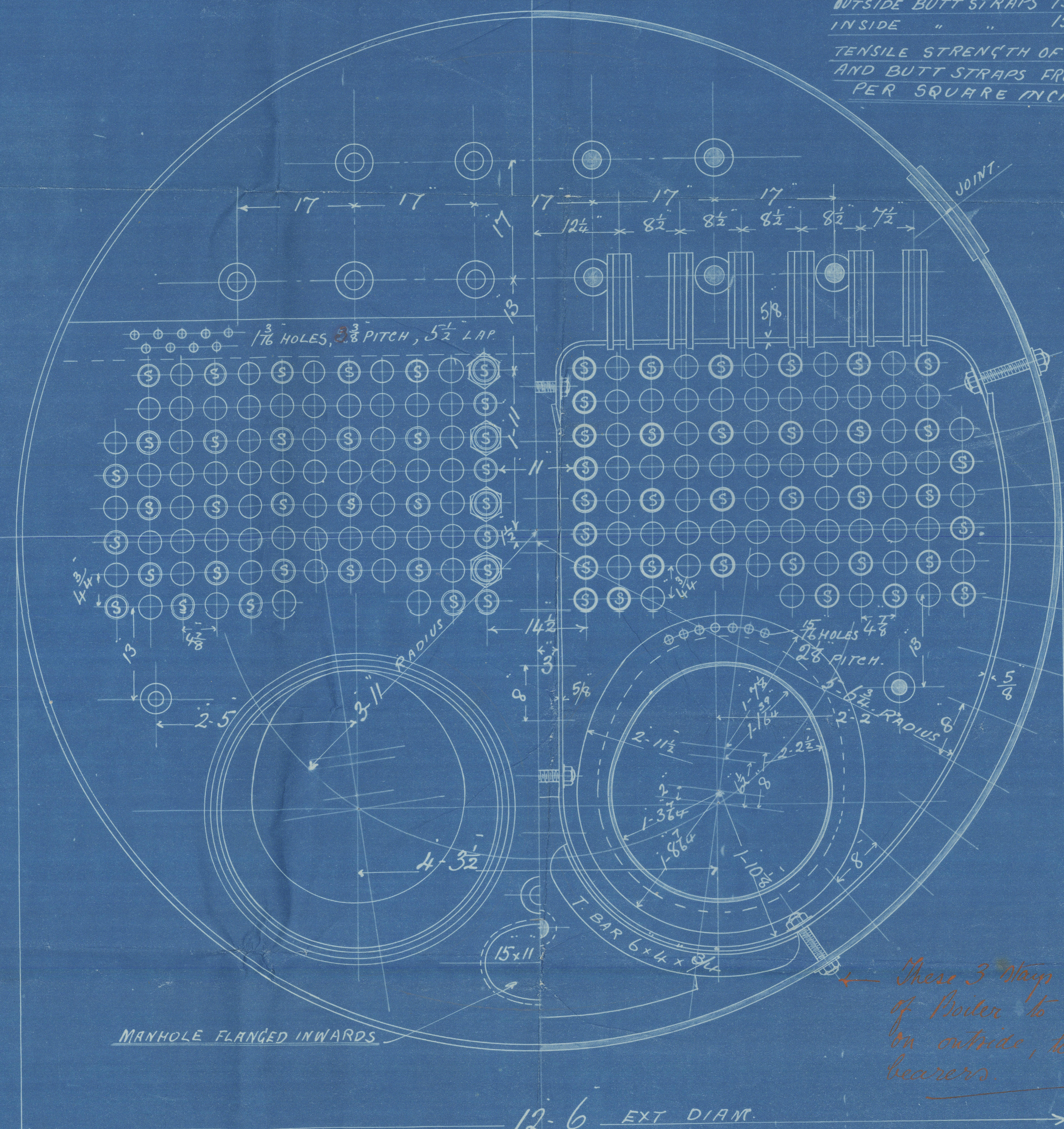
SCALE 1 INCH = 1 FOOT.

DIMENSIONS

LENGTH OF FIRE BARS	
AREA OF FIRE GRATE	
DIAM OF TUBES OUTSIDE	$3\frac{1}{2}$
LENGTH OF TUBES BETWEEN PLATES	$6'6\frac{3}{4}$
N° OF TUBES	182
AREA THROUGH TUBES	$9.3 \frac{1}{2}$
SURFACE OF TUBES	1092 $\frac{1}{2}$
TOTAL HEATING SURFACE	1340 $\frac{1}{2}$
WORKING PRESSURE	180 $\frac{1}{2}$



SHELL $1\frac{1}{2}$ THICK.
OUTSIDE BUTT STRAPS $15\frac{1}{2} \times \frac{25}{32}$ THICK.
INSIDE " $15\frac{1}{2} \times 1\frac{1}{2}$ "
TENSILE STRENGTH OF SHELL PLATES
AND BUTT STRAPS FROM 28 TO 32 TONS
PER SQUARE INCH.



N° 490 & 91

496013
23.9.04

35

- Earle's Co. Ld -

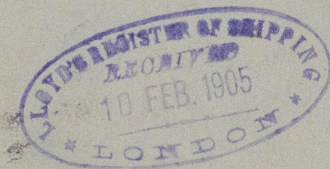
- Bln No 490491 -

18066



s/s "Lucy" Hull Rpt. No. 16583

s/s Laura - - - 16611



W932 - 0115

RETAIN



© 2020

Lloyd's Register
Foundation

RETAIN



Lloyd



© 2020

Lloyd's Register
Foundation