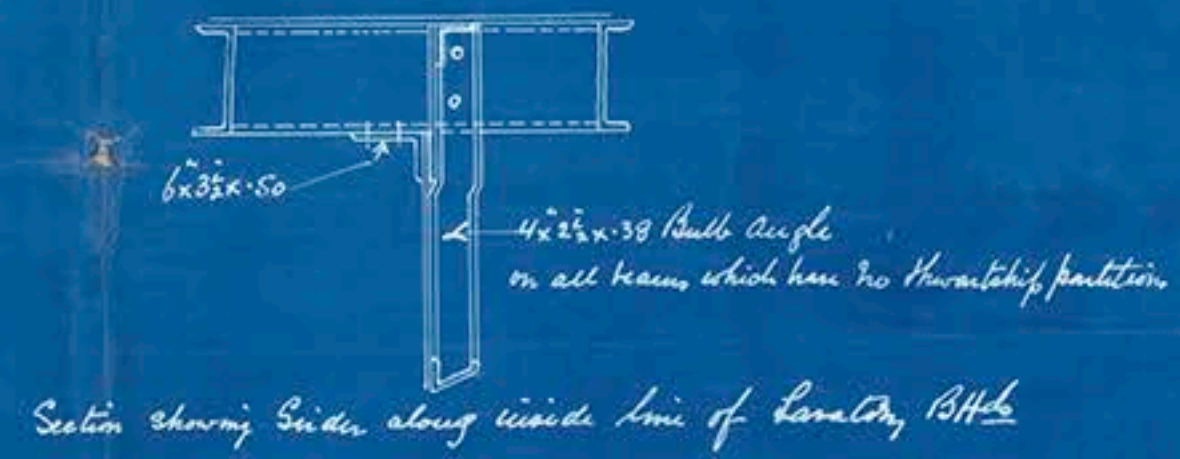



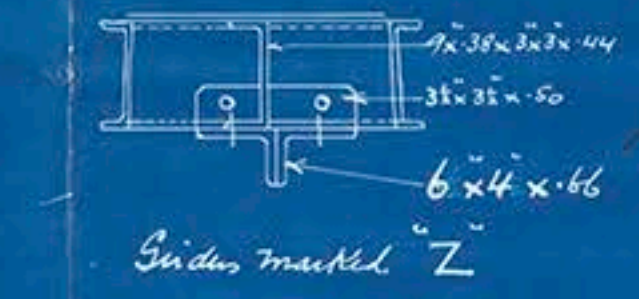
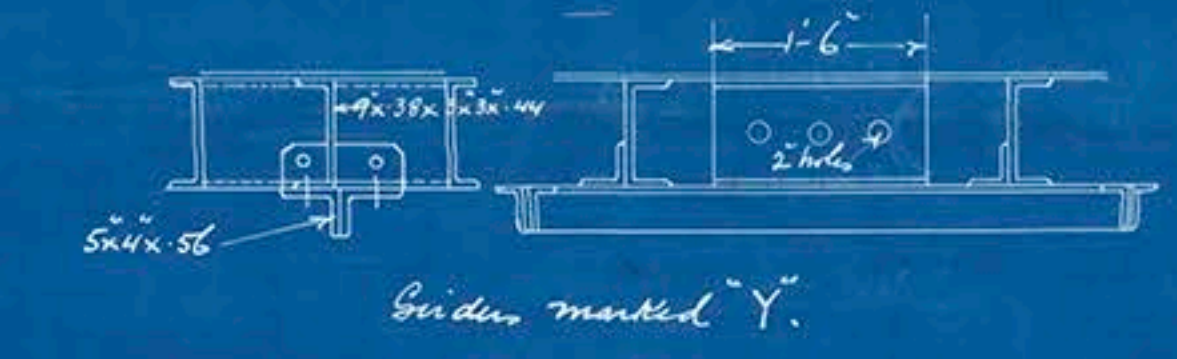


Crane of hatch and other large openings
to be fitted with efficient decking plates - or large overlaps.
As may be found most suitable.



Nº436. LOWER PROMENADE DECK.

SCALE FOR LENGTH $\frac{1}{8}$ " = ONE FOOT
SCALE FOR BREADTH $\frac{1}{4}$ " = ONE FOOT.
SCALE FOR DETAILS 1" = ONE FOOT.



C.B.
3.2.13.

Harland & Wolff Lim

Nº 436

Lower Promenade Deck Plan

S. Justicia
Bel. 7791.



RETAIN

RETAIN



© 2018

Lloyd's Register
Foundation