




ALTERNATIVE METHOD OF FITTING CENTRE KEELSON

Scale 1/2" = 1 FOOT 46/100 58/100 IN B.S.



SS^N 48 & 49

PROFILE & DECK PLAN

Scale 1/100 OF FULL SIZE

10/10 5971

Ph

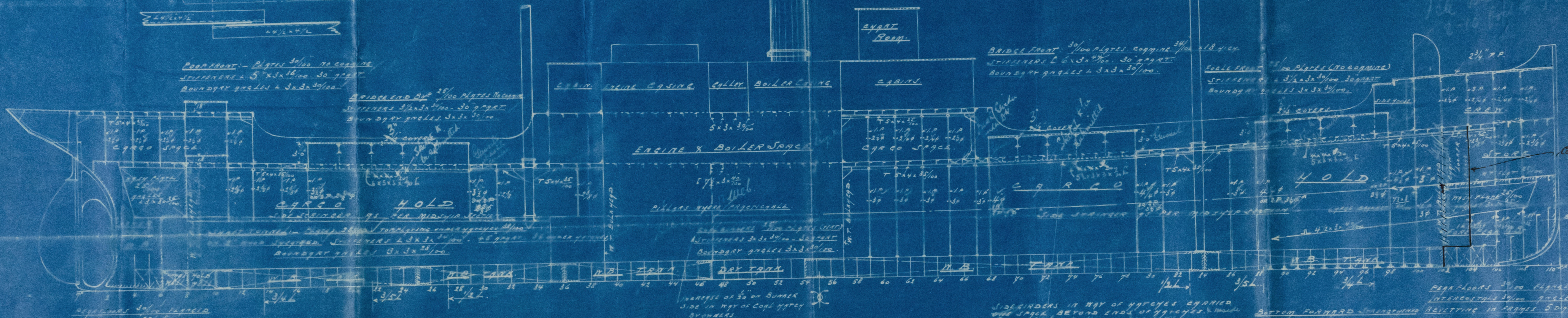
ENGINE VENTILATING PLATES 25-28 100 TOP SIDE
STIFFENERS 3" x 3" 25/100 30" apart
BOUNDARY GIRDERS 4" x 3" 25/100

CABIN 25/100 PLATES (ELONGED)
BOUNDARY GIRDERS 3" x 3" 25/100
BEAMS 4" x 3" 25/100

BRIDGE FRONT 30/100 PLATES CORRUGATED 34" x 18" 4" apart
STIFFENERS 2" x 3" 25/100 30" apart
BOUNDARY GIRDERS 4" x 3" 25/100

FOOTLE FRONT 30/100 PLATES (CORRUGATED)
STIFFENERS 2" x 3" 25/100 30" apart
BOUNDARY GIRDERS 4" x 3" 25/100


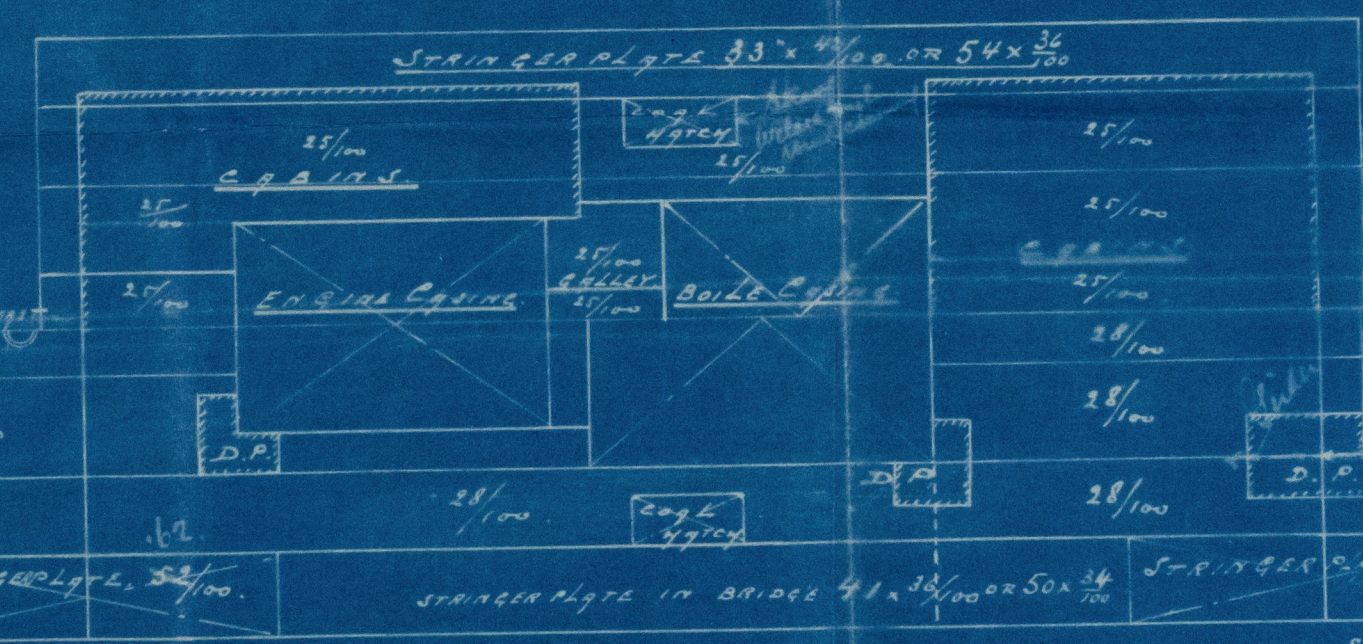
Collection of the British Library
Acquired 23/1/11
M. Macleod



HALF PLAN OF BRIDGE DECK

HALF PLAN OF FORE CASTLE DECK

HALF PLAN OF POOR DECK



HALF PLAN OF MAIN DECK

Shell plating 1/8" THICKER THAN RULES REQUIRE, KEEL TO 2'0" ABOVE LOW WATER LINE

Vertical text on the left margin: 28.1.10, 22.2.10, and other handwritten notes.

Vertical text on the right margin: 28.1.10, 22.2.10, and other handwritten notes.



THE ANTWERP ENGINEERING COMPANY

SOCIÉTÉ ANONYME

Shipbuilding Departt, late Chantiers Navals Anversois

HOBOKEN-lez-Anvers.

Enclosure for

M.

Lloyd

Antwerp

S.S. "*Zora*"

Antwerp Eng. Co. La No 49.

Profile + Deck plans.

Antwerp Report No. 8963.

RETAIN
LR

© 2021

Lloyd's Register
Foundation