

9.12.07

MIDSHIP SECTION

STEEL SCREW FISH CARRIER

No 427


DIM 142'-0" B.P. x 22'-3" EX x 11'-9" DEPTH MOULDED.

SCALE 1/2" = ONE FOOT.

ENGINE & BOILER CASING AS PREVIOUSLY APPROVED.

DECK PLATED IN WAY OF E & B. CASING.

CLASS \star 100.A.1. AT LLOYDS.



LLOYDS NUMERALS.

| | |
|---------------------|---------|
| 1/2 GIRTH. | 19.33 |
| 1/2 BREADTH. | 11.04 |
| DEPTH | 12.20 |
| | 42.54 |
| LENGTH AS PER RULE. | 140.92. |
| | 5998.96 |
| | 2ND No |

PROPORTIONS

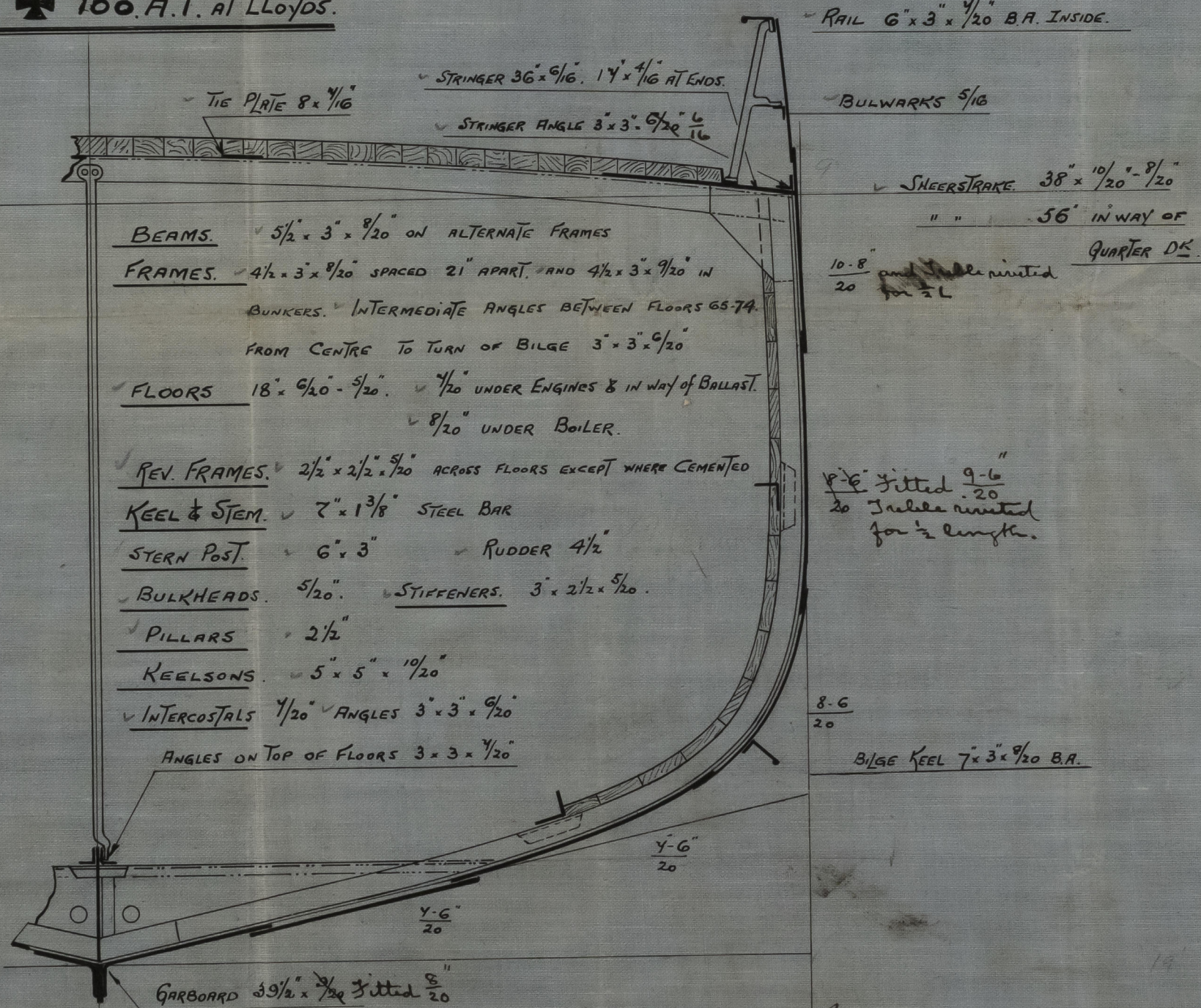
| | |
|---------|--------|
| D TO L | 11.55. |
| B TO L. | 6.38. |

EQUIPMENT

| | | |
|-------------|--------------|----------------------|
| 1ST. ANCHOR | 7 1/2 CWT | STOCKLESS. |
| 2ND | 6.3.14 | |
| 3RD | 3 | EX. STOCK. |
| 120 FATHOMS | 1 1/2" CABLE | OR 165 FMS 1" CABLE. |
| 60 | 6" HAWSER. | |
| 60 | 5 1/2" WARP | |

RIVETING.

- BUTTS OF GARBOARD AND SHEERSTRAKE STRAPPED AND DOUBLE RIVETED. REMAINDER OF SHELL OVER LAPPED AND DOUBLE RIVETED.
- LANDINGS OVERLAPPED AND DOUBLE RIVETED
- EXCEPT TOP EDGE OF SHEERSTRAKE WHICH IS SINGLE RIVETED.
- BULWARKS SINGLE RIVETED. FRAME RIVETS AT ENDS.
- CLOSED UP TO 5 1/2 DIAS. AND ABOUT PROPELLOR 4 1/2 DIAS.
- ALL RIVETING ON B. STRAKE FROM FRAME G4 TO Y6 TO BE 15% IN EXCESS OF LLOYDS.



C.B.
9.12.07.

ASW.
7-12-07

Cochrane & Sons

No. 427


Midship Section.

s/s Onward

Hull Report No. 19990

6.15.01

1-15-01
2010



Handwritten notes and calculations, including '2.5' and '0.5'.

Handwritten notes and calculations, including '0.5' and '1.5'.



© 2021

Lloyd's Register
Foundation