

to append to identity report


Twin Screw Motor Ship Arvus.

S. H. & W. Rtd. 1122.

No. 1122 : List of Spare Gear.

Main Engine.

- 1 spare part crankshaft.
- 1 Working cylinder liner.
- 1 Working cylinder cover complete with all valves, valves seats, springs etc. fitted to it.
 - { Comprises, 1 large cover, 1 small cover, 1 cover liner, 1 fuel valve and 1 blow off valve complete.
- 1 set cylinder cover studs and nuts.
- 1 complete set of valves, valve seats, springs etc. for one cylinder.
 - (Comprises one fuel valve complete and one blow off valve complete).
- 6 Fuel valve spindles.
- 6 Fuel sprayers.
- 2 Cam rollers and pins (includes 2 bushes for cam rollers).
- 1 working piston complete with all rings studs and nuts.
 - (Includes 6 piston rings, 6 stop pins, 6 studs, nuts & split pins).
- 48 working piston rings.
- 12 Scavenging piston rings.
- 1 connecting rod.
- 1 pair connecting rod top end bearings (1 top & 1 bottom)
- 2 connecting rod top end bolts and nuts.
- 1 pair connecting rod bottom end bearings (1 top and 1 bottom).
- 2 connecting rod bottom end bolts and nuts.
- 2 small bottom halves of main bearings.
- 1 large bottom half of main bearing.
- 2 main bearing studs and nuts.
- 6 (1 set) of coupling bolts for crankshaft.
- 6 (1 set) of coupling bolts for intermediate shaft.
- 2 telescopic tubes for piston water service.
- 2 copper bends for piston water service.
- 4 wiper rings for telescopic tubes.
- 1 set of rocking shafts for camshaft driving gear.
 - (Comprises 1 solid counter shaft, 1 hollow counter shaft & 2 keys)



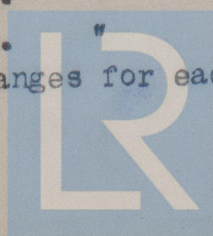
Lloyd's Register
Foundation

W8-014413

- 1 eccentric strap for cam shaft driving gear. (Complete with liners &c)
- 1 complete brass for each size for rods of cam shaft driving gear.
(Complete with bolts, nuts & split pins) (2 sizes).
- 1 scavenging piston valve.
- 1 compressor main bearing (1 top & 1 bottom half).
- 2 compressor main bearing bolts & nuts.
- 1 compressor connecting rod bottom end bearing (1 top & 1 bottom half)
- 2 compressor " " " " bolts & nuts.
- 1 compressor " " top end bearing (1 top & 1 bottom half).
- 2 compressor connecting rod top end bolts & nuts.
- 2 H.P. suction valves, seats and springs complete for compressor.
- 2 H.P. discharge valves, seats and springs complete for compressor.
- 2 H.P. suction valves only.
- 2 H.P. discharge valves only.
- 2 M.P. suction valves, seats and springs complete for compressor.
- 2 M.P. discharge valves, seats and springs complete for compressor.
- 2 L.P. suction valves, seats and springs complete for compressor.
- 2 L.P. discharge valves, -do- -do- -do-
- 4 M.P. suction valves only.
- 4 M.P. discharge valves only.
- 8 L.P. suction valves only.
- 8 L.P. discharge valves only.
- 1 complete set of piston rings for each piston of main compressor.
(Comprises 3 L.P., 3 M.P. 8 outer H.P. 4 Inner H.P. rings).
- 1 set of tubes for H.P. intercooler (includes 4 small tubes, 1 large tube, 1 H.P. top tube plate complete with studs and nuts, and 1 H.P. bottom tube plate complete with studs and nuts.)
- 6 thermometers for circulating water system.
- 4 gauze wire diaphragms (2 for fuel filter, 2 for lub. oil strainer).
- 1 full set of springs for main engine with list of same.
- sufficient white metal for all bearings of one engine.
(822 lbs. in ingots. Composition 50% Stones 50% Admiralty).
- A quantity of assorted nuts and bolts.

Lengths of pipes as follows :-

- 1 length of $\frac{3}{4}$ " bore, 8 w.g. steel.
 - 1 " " 1" " 7 w.g. "
 - 1 " " $\frac{1}{2}$ " o.d. 10 w.g. "
- (With unions and flanges for each)




© 2020

Lloyd's Register
Foundation

W8-0074(23)

- 1 bar $\frac{1}{2}$ ", $\frac{3}{4}$ ", $\frac{7}{8}$ ", 1" round.
- 3 plates iron, assorted.
- 6 thrust pads for Michell thrust bearing (3 port and 3 stard).
- 2 cast iron blades for each propeller.
- 2 Propeller shafts complete (1 port and 1 stard).
- 1 set jointing material viz:- 2 sheets Newtonite No. 2. abt. 4'0" x 2'0" x $\frac{1}{32}$ " thick each.
- 6 (1 set) copper joints for cylinder covers.
- 1 complete set of all working parts of one fuel injection pump.
(Comprises :- 1 suction valve, seat and spring, 1 discharge valve, seat and spring, 1 eccentric strap and 1 plunger.)
- 2 complete suction valves and seats for fuel injection pumps.
- 2 complete discharge valves and seats for fuel injection pumps.
- 6 glasses for sight feed lubricating oil pump for working cylinders and compressor cylinders.
- 6 toe pieces for cams (3 port and 3 starbd).
- 1 copper washer for top of H.P. compressor liner.



Neptune Works, Walker,
Newcastle-on-Tyne.

7th. October, 1922.

Lloyd's Register
Foundation

W8-014 (3/3)