


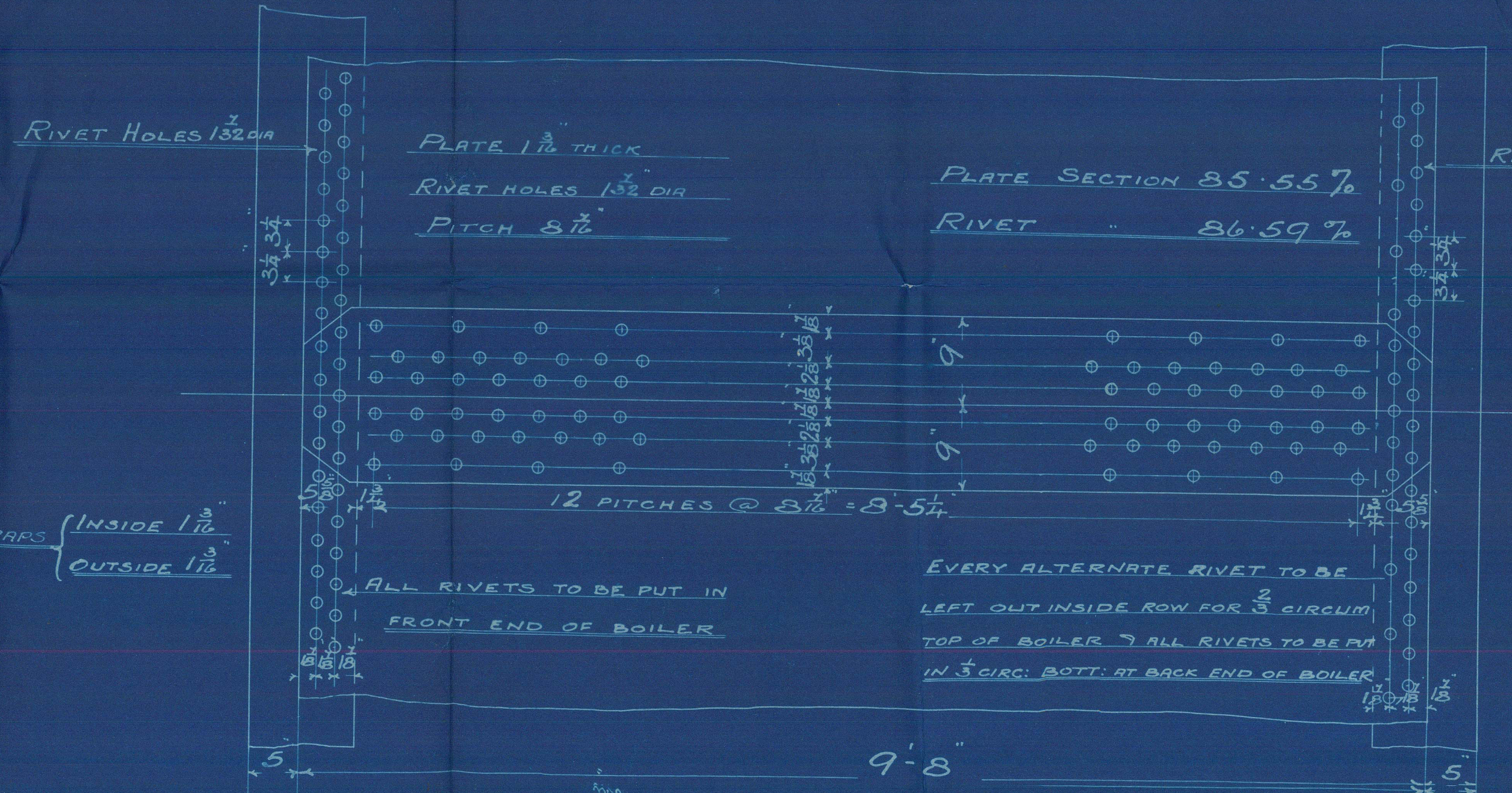
7/12/04 **SUNDERLAND ENGINE WORKS**
BOILER

TRACING 961 SCALE.— 1 INCH TO A FOOT **SCHEDULE L**

WRITTEN DIMENSIONS ONLY TO BE TAKEN



DRAWN BY.....
 CHECKED BY.....
 TRACED BY *A.F.C.W. INC.*
 CHECKED BY *J.A.S.* 3/12/04
 TRACING No 961



LLOYDS	22.36 (18-2) 25.55	180 LBS
WORKING PRESSURE	180 "	
TEST	360 "	
HEATING SURFACE ON TUBES	1828 sq	
OTHER PARTS	4.72 "	
TOTAL	2300 "	
EX. FRONT TUBE PLATE	2256	
EFFECTIVE AREA OF STAYS		
3/4" STAY TUBES 1/2" TK 9 THRS PER IN.	2.17 sq in.	
3/4" " 4 " 9 " " "	1.64 " "	
3/4" MAIN STAYS 6 " " "	8.48 " "	
2 " " 6 " " "	3.26 " "	
2 " " 6 " " "	2.51 " "	
2 SCREWED " 11 " " "	2.79 " "	
1 1/2 " " 11 " " "	2.43 " "	
1 1/2 " " 11 " " "	2.1 " "	
PLATES, RIVETS & STAYS - ALL STEEL		
TUBES - WROUGHT IRON		
HOLES TO BE DRILLED IN PLACE AFTER BENDING		
TENSILE STRENGTH OF SHELL PLATES NOT LESS THAN 28 TONS		
MAIN STAYS	27	



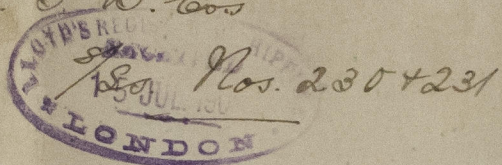
CONTRACT 1608-1619.
 1 OFF FOR EACH CONTRACT

North Eastern Mar. Eng. Co. Ltd


Nos. 1608 & 1619

Boilers for

Sld. S. B. Co's



W. P. = 180 lbs



W781 - 0123

$\frac{2}{5}$ "Volmer"

Sld. F. E. No. 22304



1619 S/S "Mf"

Sld. F. E. No. 22334



© 2021

Lloyd's Register
Foundation