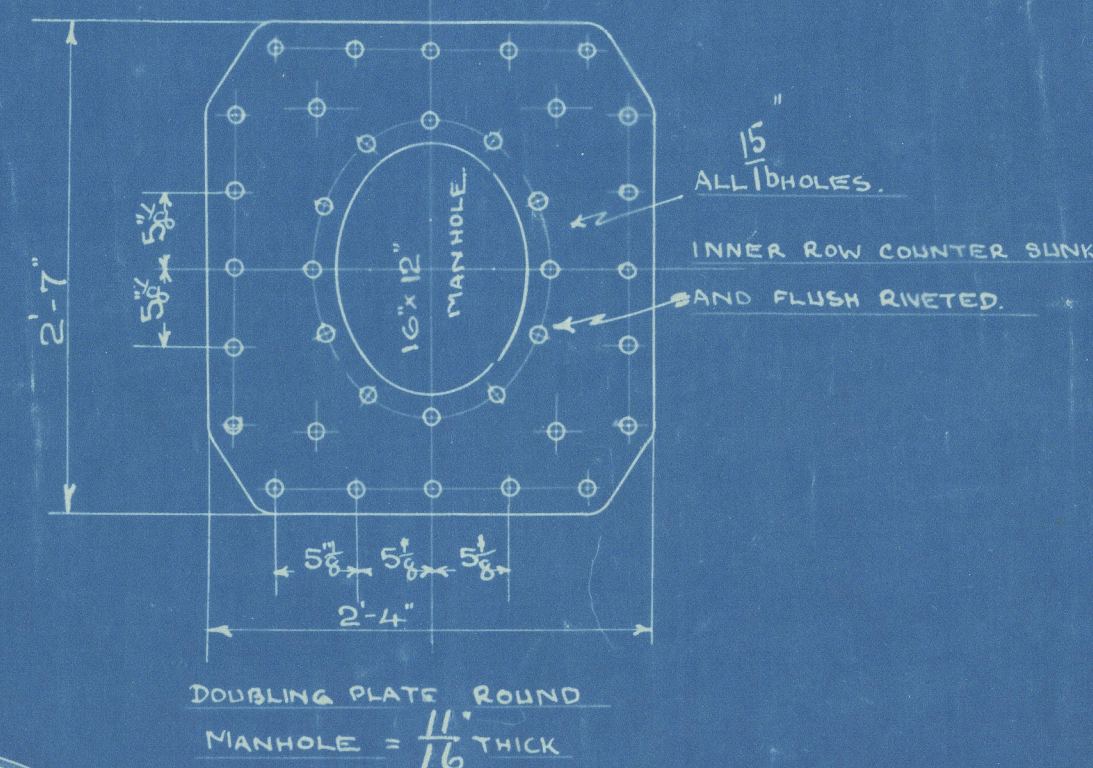


STEEL BOILER NO A 107.

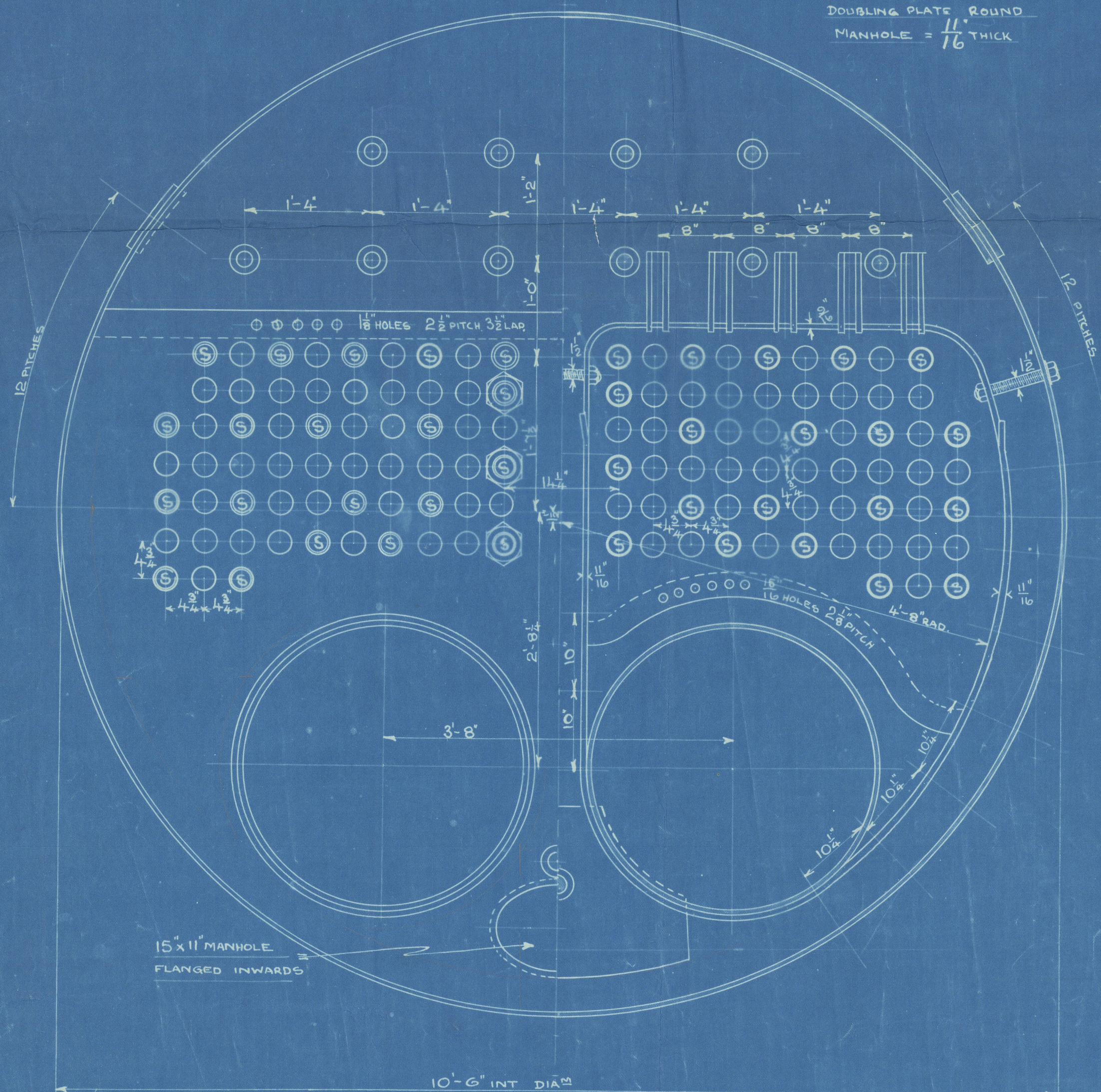
6/5/08

NOTE. ALL PLATES STAYS AND RIVETS TO BE OF SIEMENS MARTIN STEEL.
THE SHELL PLATES AND BUTT STRAPS ARE NOT TO BE LESS THAN
28 TONS TENSILE. ALL RIVET HOLES TO BE DRILLED IN PLACE AFTER
BENDING. ALL FLANGED PLATES TO BE ANNEALED AFTER FLANGING.
THE SCREW STAYS ARE $1\frac{1}{8}$, $1\frac{1}{2}$, & $1\frac{3}{8}$ DIA. EFFECTIVE. ALL SCREWED
10 THREADS PER INCH. SCREWED INTO BOTH PLATES AND NUTTED
AT EACH END.

THE TUBES ARE OF IRON. THE STAY TUBES ARE $3\frac{1}{2}$ EXT DIA. X $\frac{1}{4}$ THICK IN
BODY, $\frac{1}{16}$ THICK EFFECTIVE. SCREWED AT ENDS TO $3\frac{1}{2}$ & $3\frac{1}{4}$ DIA. THE
ORDINARY TUBES ARE $3\frac{1}{2}$ DIA. X 9 LSG THICK SWELLED $\frac{1}{16}$ AT FRONT END.
A MANHOLE IN SHELL 16×12 WITH SHORTER AXIS LONGITUDINALLY AND A
DOUBLING PLATE $2\frac{1}{4} \times 2\frac{1}{4}$ X $\frac{11}{16}$ THICK FITTED ROUND IT.



SHELL PLATE $\frac{11}{16}$ THICK.
INSIDE BUTT STRAPS $\frac{11}{16}$ THICK
OUTSIDE BUTT STRAPS $\frac{1}{16}$ THICK
TENSILE STRENGTH OF SHELL
PLATES AND BUTT STRAPS
28 TO 32 TONS PER 32 INCH.

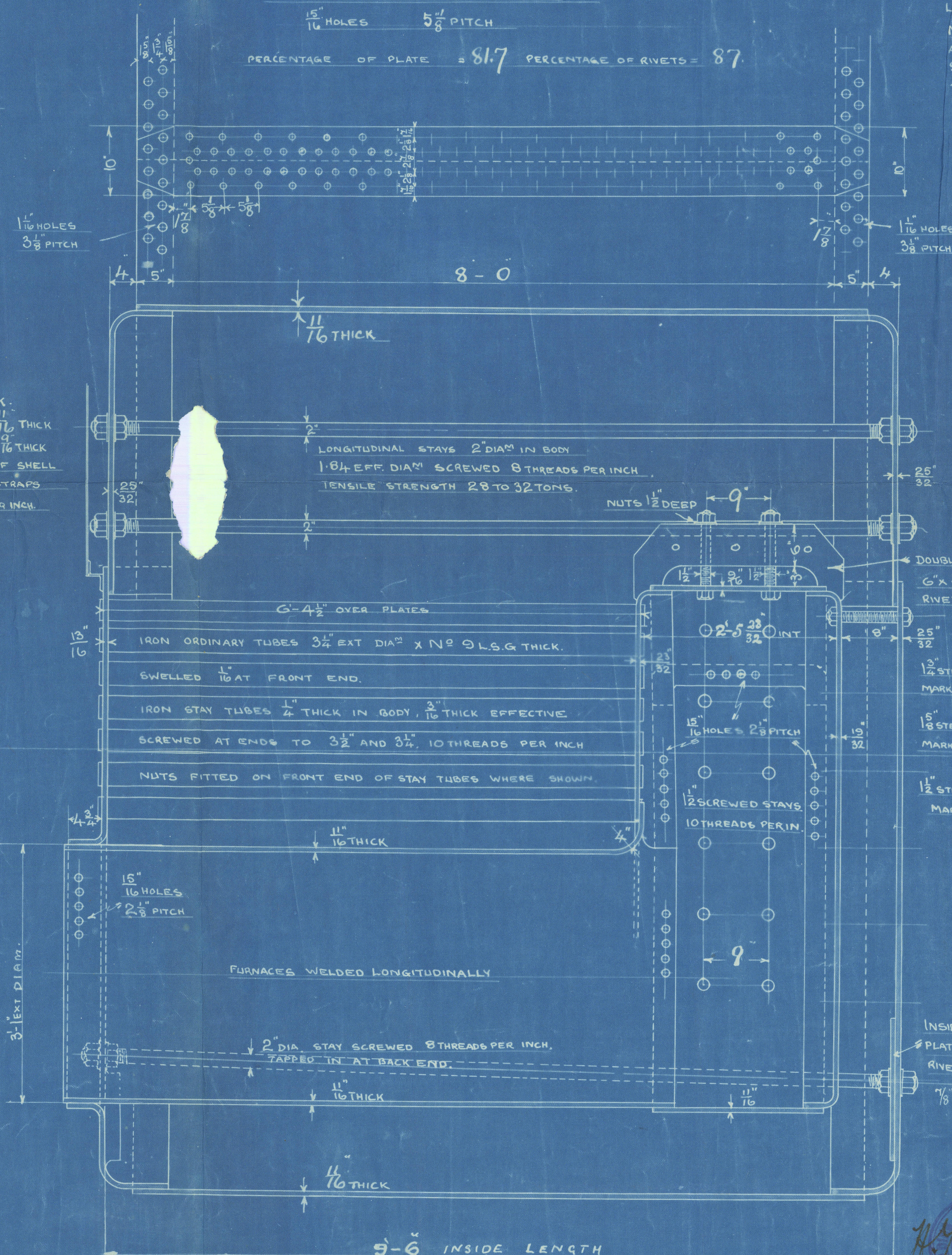


WORKING PRESSURE = 120 LBS. LLOYD'S. TEST PRESSURE = 240 LBS.

SCALE 1 INCH = 1 FOOT.

PLAN OF SHELL RIVETING

$\frac{15}{16}$ HOLES $5\frac{1}{8}$ PITCH
PERCENTAGE OF PLATE = 81.7 PERCENTAGE OF RIVETS = 87.



LENGTH OF BARS	
GRATE AREA	
DIA. OF TUBES OUTSIDE	$3\frac{1}{2}$
LENGTH OF TUBES OVER PLATES	$6\frac{1}{2}$
Nº OF TUBES	122
AREA THROUGH TUBES	$5.5 \frac{1}{2}$
SURFACE OF TUBES	$650 \frac{1}{2}$
TOTAL HEATING SURFACE	$835 \frac{1}{2}$
WORKING PRESSURE	120 LBS.

7648.B
4.5.08

NO A 107.

7556.B
17.3.08

35.

Lloyd's Register
Foundation

Messrs Earles & Co.

Boiler No A 107

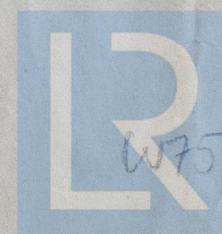
Sc. K. Summersgill.
Hull Report No 20766

No 1678
Lloyd's Test
240 lb.
J.B.
7.10.08



J. S. Munday

RETAIN



© 2020

Lloyd's Register
Foundation

Doyle



© 2020

Lloyd's Register
Foundation