

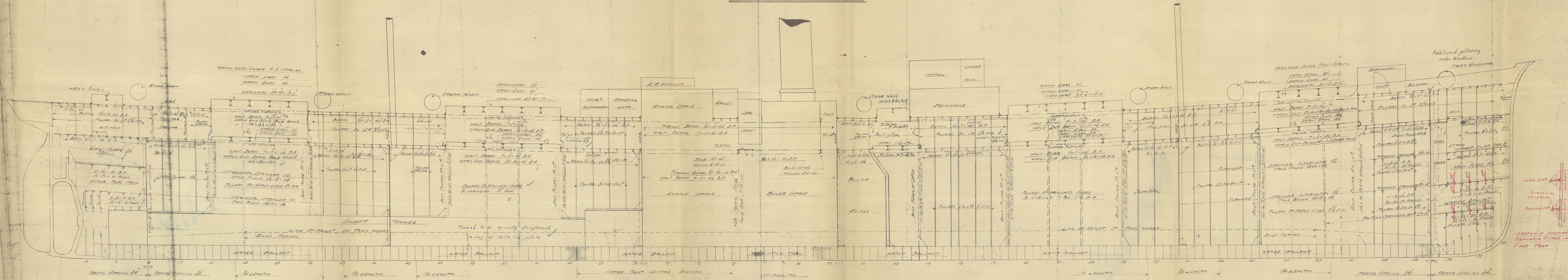
CONFORM TO LLOYDS APPROVED PLAN
3.12.12.

PROFILE

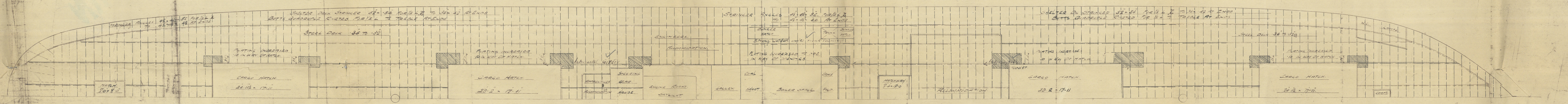
LENGTH B.P. 375.0
BREADTH EX. 51.3
DEPTH MLD 26.10

SCALE 1/8" = 1 FT.


CLASS 100. A1. LLOYDS.



SHELTER DECK



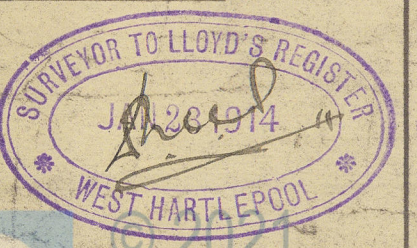
UPPER DECK



S.S. N° 533 & 4

S.S. N° 533 & 4

IRVINE'S
SHIP BUILDING
AND
DRY DOCKS CO. LTD.
WEST HARTLEPOOL



Irvine S.B. & D.D. Co.

S.S. No. 534

Profile & Deck Plans,

S.S. "STANLEY"

Repar. No. 14825-

RETAIN

RETAIN



Lloyd's Register
Foundation

W 757-0018