

380 B.P x 50 extreme x 28.11 moulded

Class 100A alloys

Scale 1/2" = 1 foot

28.2.10
22.6.10
27.6.10
12.10.10

Beams 2 1/2" apart
placed zigzag.
increased to 3 1/2" on
two beams at hatch ends.

Full Beams 8 1/2 x 3 1/2 x .50 Bull angles.
Half do 7 x 3 x .40 "
Two Beams at Hatch Ends 12 x 3 1/2 x 3 1/2 x .50 web
flanges.

Upper Deck Plates iron .50 - .44
in wells.
3 1/2 to 4.0 in sections
30 where 2 1/2 spacing
32

5 x 5 x .50
along side hatch in wells.
4.0 to 4.5 in sections
30 where 2 1/2 spacing
32

Frames in Bridge

6 1/2 x 3 1/2 x .44 angles, with
15 Channel Wels at intervals of
75 in Wells of steel
at .50 iron

46 x .66 Bridge .40 Fele .38 Prop.

Bridge .60. Fele .40. Prop .38
increased at Breaks of Bridge

double riv seam
3 1/2 x 3 1/2 x .46 to 4.2 in sections
5 - 5 x .66 to 50 in Wells.

Shearbrake 46 x .96 to 4.4
.60 to 4.4 in sections

6 beam 1 rivets in way of thick plates in wells

K .76 for 1/2 to 4.4 where 2 1/2 spacing
Quadruple laps to trille at ends

5 1/2 seam

.76 for 1/2 to 4.4 where 2 1/2 spacing
Quadruple laps to trille at ends

I

5 1/2 seam

.76 for 1/2 to 4.4 where 2 1/2 spacing
Quadruple laps to trille at ends

Overlapped shell butts to
be of length required for 1 rivets

5 1/2 seam

.76 for 1/2 to 4.4 where 2 1/2 spacing
Quadruple laps to trille at ends

Height of B brackets all fore & aft.

5 1/2 seam

.725 for 1/2 to 4.6 where 2 1/2 spacing
Quadruple laps to trille at ends

5 1/2 seam

.725 for 1/2 to 4.6 where 2 1/2 spacing
Quadruple laps to trille at ends

5 1/2 seam

Rule Length 379.75
Rule Breadth 49.75
Rule Depth 28.92

Displacement No. 78.67
Longitudinal No. 29874
Depth (d) .25.41
1/2 = 13.1 to Upper deck
1/2 = 10.4 to Bridge deck.
Equipment No. 31119

Channel frames 12 x 4 x 4 x .575 x .625 .36 apart. to 33 in Fore Hold. to 24 at ends.
" " 12 x 4 x 4 x .625 x .625 in Boiler Space
" " 15 x 4 x 4 x .575 x .625 in pairs at each hatch end.

Stem 10 x 2 1/2 Propeller Post 10 x 7 1/2. Rudder Post 9 x 7 1/2.

Rivets Connecting Shell & Tank Top
plating to framing 3/8 x 4 1/2 centres -
Double jointers at frames throughout
Shell seams where marked 5/8 where 3 rivets, 3 1/2 full centres, where 6.1 rivets 4 1/2 centres
Butt laps on strakes A to K. 7/8 rivets -

Side Strainers at ends
and Panting Arrangements
as shown on Profile

Ceiling fitted

Tank Top Centre strake .50 to 4.2 @ 2 1/2 spacing
Tank Top in Holds .46 to 3.4 @ 2 1/2 spacing, in E.R. .54, in Boiler Space .625

Angles in Boiler Space (or shell angles) increased .10

Riveting proportionally
increased at 15 frames
by 2 extra rivets in each frame
4.5 @ 36 spacing
4.25 @ 33 "
4.0 @ 24 "
Single 6 x 6 .50
single

Equipment
2 Boilers 56 1/2 cuts 5 thickless
1 do 47 1/2 "
1 Steam 15 " in stock
1 Hedge 6 1/2 "
270 Fathoms 2 7/8 steel chain cable
90 do 4 1/2 allowing Wire
120 do 4 1/2 Steel Towline
4 - 90 do 7" Manilla
or 2 1/2 Wire

Steel Centre Division
Bulls Angle stiffeners 8 1/2 x 4.8 at each beam, increased forward
Doubled at Hatch ends.
Brackets at Hatch ends only.

double by
double rivets
Single 4 1/2 x 4 1/2 .60
to 5 1/4 .66 Boiler Space
Double in Engine Space

4.5 x .50 to 4.0
.60 Boiler Space

Double 4 1/2 x 4 1/2 .60
to 5 1/4

Plate Steel 46 x .96
to 6.8 at fore end
Quadruple laps
to trille at fore end.

.725 for 1/2 to 4.6
where 2 1/2 spacing
Quadruple laps
to trille at ends

.725 for 1/2 to 4.6
where 2 1/2 spacing
Quadruple laps
to trille at ends

.725 for 1/2 to 4.6
where 2 1/2 spacing
Quadruple laps
to trille at ends

.725 for 1/2 to 4.6
where 2 1/2 spacing
Quadruple laps
to trille at ends.

.725 for 1/2 to 4.6 where 2 1/2 spacing
Quadruple laps to trille at ends

RICHARDSON DUCK CO
SHIPBUILDERS
STOCKTON ON TEES

TRACING No. 1326

Double straps trille riv
or quad riv overlaps
with consent of owners

C.T.

26/10


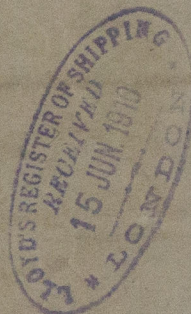

No. 612

WASZ-0213

Richardson, Quaker
No 612.

Midship Section
"bakermouth"

Indt. Report 6609



RECEIVED



© 2020

Lloyd's Register
W752-0213
Foundation