

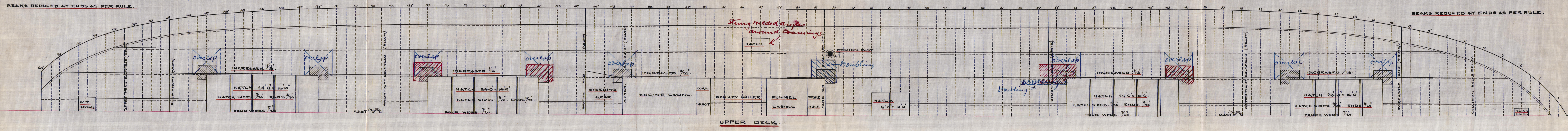
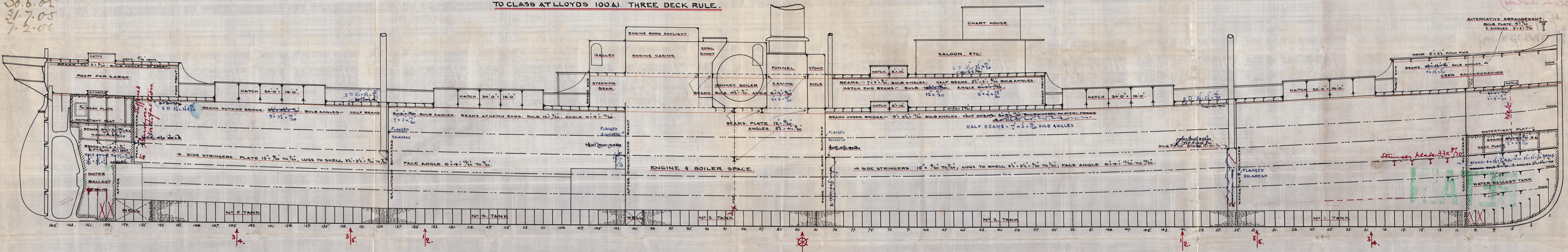
30.6.05
31.7.05
7.2.06

PROFILE & DECK PLANS.

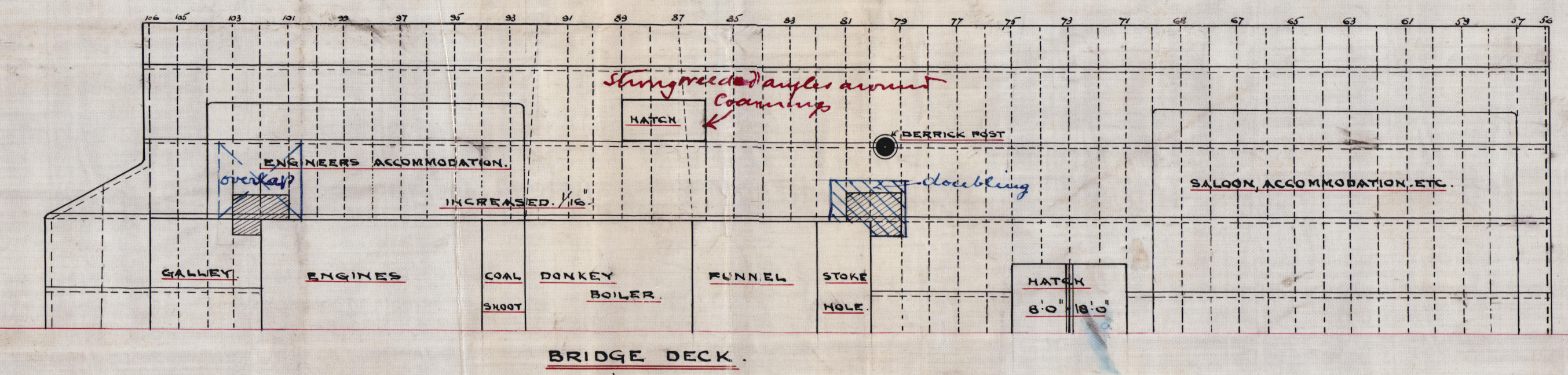
DIMENSIONS 331'0" x 47'0" x 24'9" MLD

SCALE 1/8" = ONE FOOT

TO CLASS AT LLOYDS "100A" THREE DECK RULE.



✓ UPPER DECK. 7/16 IN WAY OF BRIDGE. 9/16 TO 7/16 IRON WHERE EXPOSED INCREASED 1/16 OR 1/32 IN WAY OF HATCHWAYS.
✓ BRIDGE - 11. 9/16 IRON. 7/16 AT HATCHWAYS.



Nº 425.

4.27.8
29/6/05
Lloyd's Register
Foundry & Co. Ltd.

Indb 24b No. 4534