

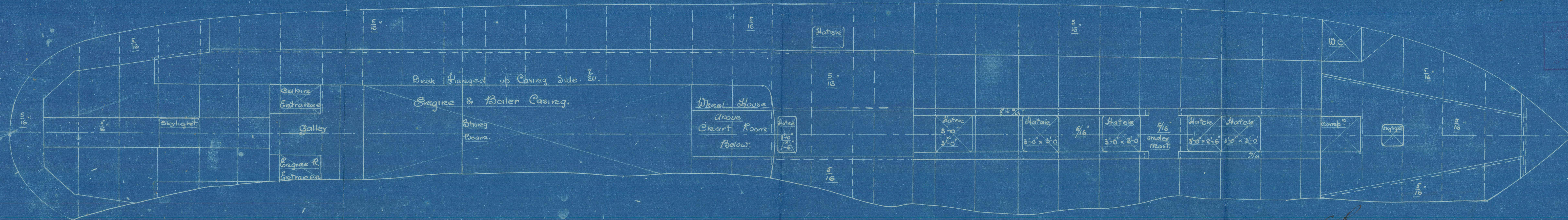
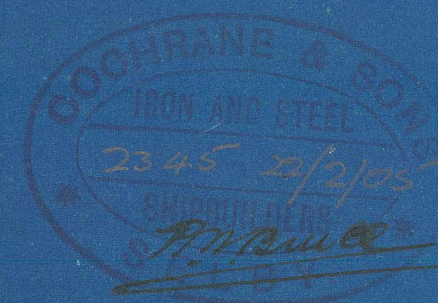
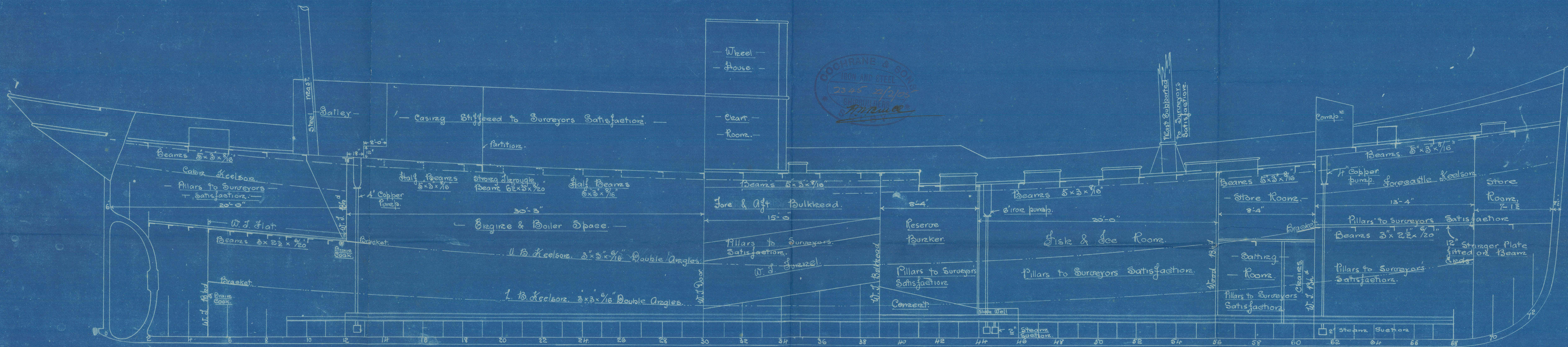
PROFILE & DECK PLAN.

STEEL SCREW TRAWLER

No. 342-3

Dim: 123-6 B.P. 22-0 Ex. 11-6 DEPTH OF HOLD.


SCALE 1/4" = 1 FOOT.




W.S.W.
23-2-05

LAST REGISTERED
OF SHIPPING
+ H.C.L.

C.B.
24-2-05



Profile and Decks



s/s "Clitus"
Hull Report No. 16847

RETAIN



© 2021

Lloyd's Register
Foundation

W737-0066