

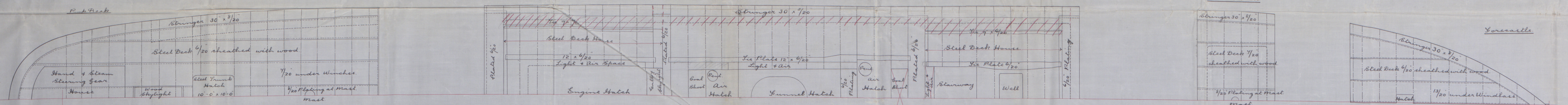
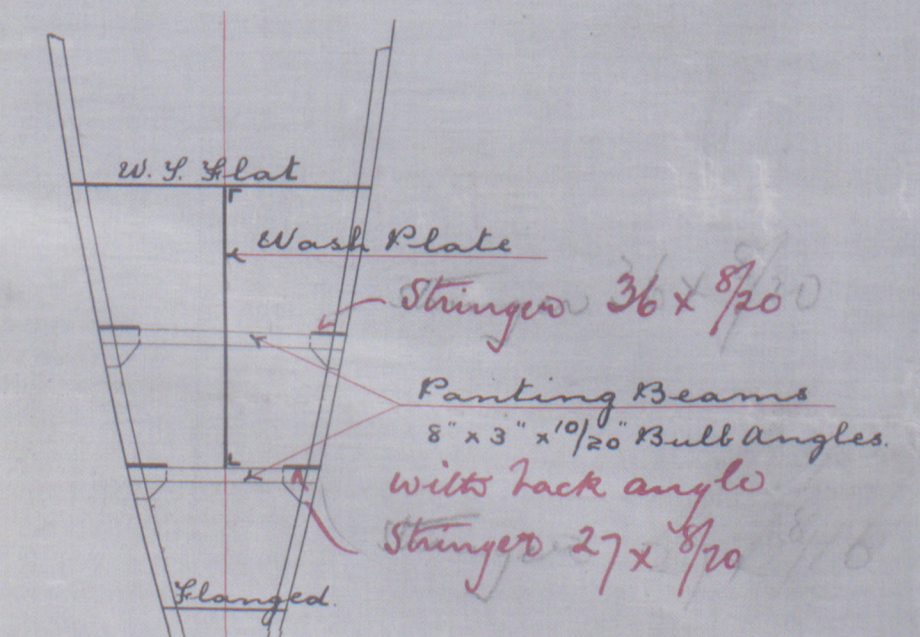
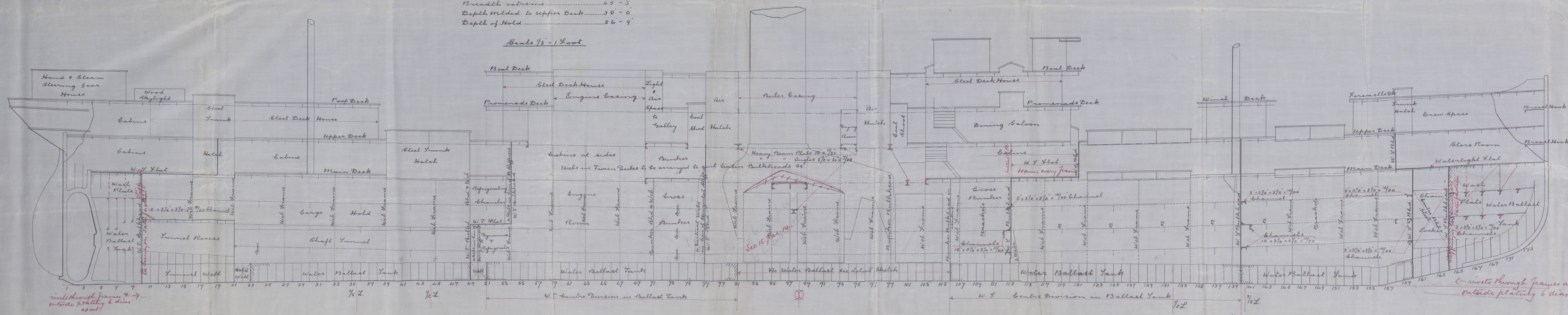


16.7.02  
12.8.02  
16.9.02

Steel Single Screw Steamer  
Longitudinal Plan

Principal Dimensions  
Length overall 363'-0"  
Breadth extreme 45'-3"  
Depth molded to upper deck 30'-0"  
Depth of hold 26'-9"

Scale 1/8" = 1 Foot



W. G. ARMSTRONG, WHITWORTH & CO. LTD.  
NEWCASTLE-UPON-TYNE  
No 375  
DATE 10/7/02  
WALKER SHIPYARD.

Section of Floors in way of Boilers.  
Scale 1/4" = 1 Foot



32 ft  
16 ft  
17 ft



№ 4364

1000 - 11/11/11