

27.3.05

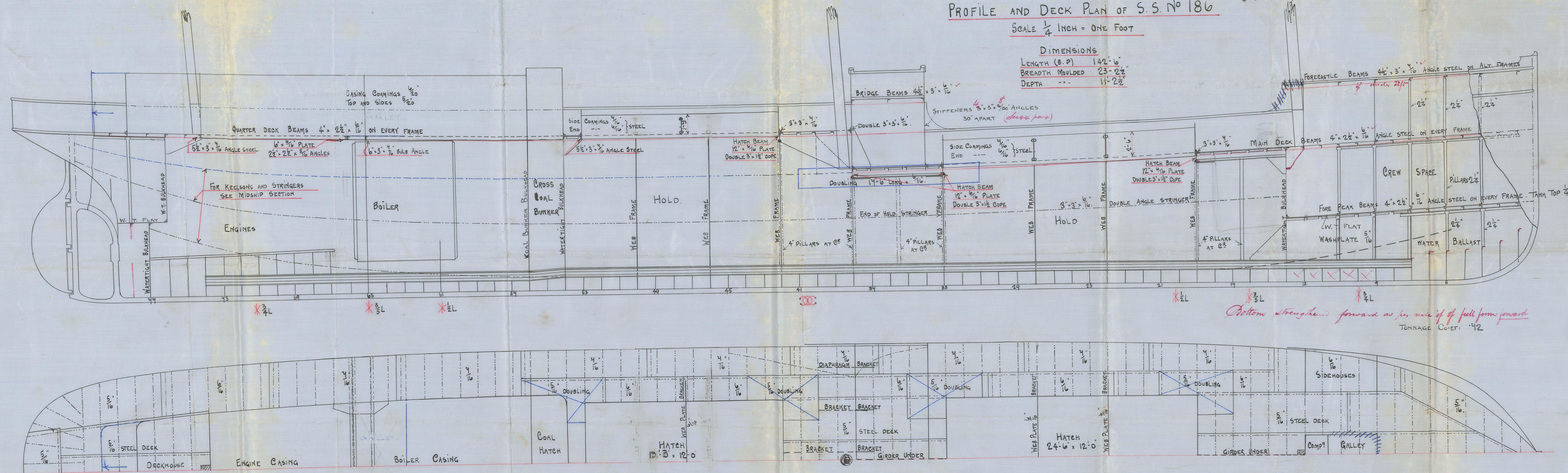
# PROFILE AND DECK PLAN OF S.S. NO 186

SCALE  $\frac{1}{4}$  INCH = ONE FOOT

## DIMENSIONS

|                 |         |
|-----------------|---------|
| LENGTH (B.P.)   | 142'-6" |
| BREADTH MOULDED | 23'-2"  |
| DEPTH           | 11'-2"  |

S.S. "YEW".



Bottom strengthened forward as per rule of full form forward  
TONNAGE CO-EFF. 42





23/3/05


W731-0012



5/11/02  
Gung



Profile & Deck Plans  
Messrs J. Fullerton & Co  
No. 186  
S.S. "YEW'S."  
Gls. No. 23365



W731-0012

201618012  
201618012  
201618012



© 2021  
Lloyd's Register  
Foundation