

DIMENSIONS.	
LENGTH OF FIRE BARS	5-1
AREA OF FIRE GRATE	32.54
DIAM OF TUBES OUTSIDE	3 1/2
LENGTH OF TUBES (OVER PLATES)	6-6
Nº OF TUBES	138
SURFACE OF TUBES	806
TOTAL HEATING SURFACE	1030
WORKING PRESSURE	180
DIAM OF SAFETY VALVE	2 1/4

PARTICULARS OF RIVETTING
 SHELL LONGITUDINAL JOINT TO BE TAPER RIVETTED DOUBLE
 BUTT JOINT HOLES DRILLED 1/4" DIA 7/8" PITCH
 CIRCUMFERENTIAL JOINT TO BE DOUBLE RIVETTED LAP
 JOINT HOLES DRILLED 1 1/2" DIA 3/4" PITCH
 FURNACES: SINGLE RIVETTED
 COMB CHAMBER: SINGLE RIVETTED EXCEPT BOTTOM
 DOUBLE RIVETTED TO BACK TUBE PLATE
 END PLATES: DOUBLE RIVETTED LAP JOINTS

MANHOLE IN SHELL 16 X 12
 LINED INSIDE WITH 1" PLATE 7" BROAD




DOUBLE GIRDER STAYS OF STEEL
 3" THICK 7 1/2" DEEP 8" PITCH FITTED
 WITH 2" LUGS TESTED IRON STAYS
 1 1/2" DIA 1 1/4" AREA 9 1/2" PITCH

STAYS MARKED S
 TO HAVE DOUBLE NUTS

COMBUSTION CHAMBER STAYS
 1 1/2" DIA 2.07 EFF AREA

ALL SCREWED STAYS TO BE OF
 LUGS TESTED IRON SCREWED
 INTO BOTH PLATES & FITTED WITH
 NUTS AT EACH END

2/2/12
 107.0



APR 2-2-12

CHARLES D HOLMES & CO LTD
 ENGINEERS & BOILER MAKERS
 HULL

PLAN N^o 2394


STEEL BOILER N^o 960

Messrs. Chas. D. Holmes & Coys.
Nº 960.

Nº
LLOYDS TEST
360 LBS.

% Yucca
Shull Rpt No: 25467.

RETAIN



LLOYD'S REGISTER
OF SHIPPING.
1 - FEB. 1912
HULL



© 2020
Lloyd's Register
Foundation

W730-0042