



11.8.09.

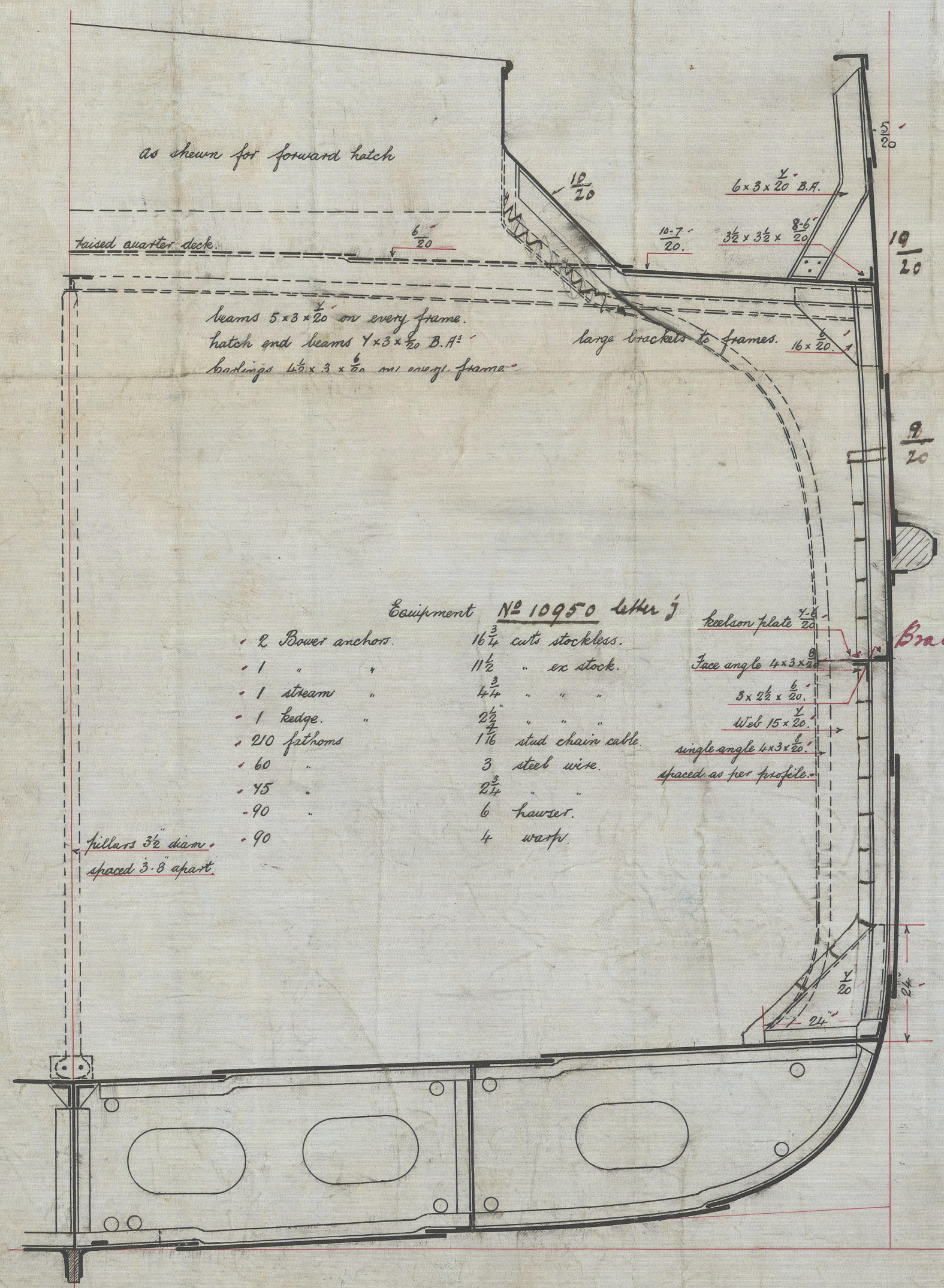
# No 290 S.S.

Dimensions 186' 3" x 28' 6" x 14' 3" moulded to main deck

To Class 100. A.1. Raised Or Bridge & Rattle Str.

Scale 1/2" = 1 Foot.

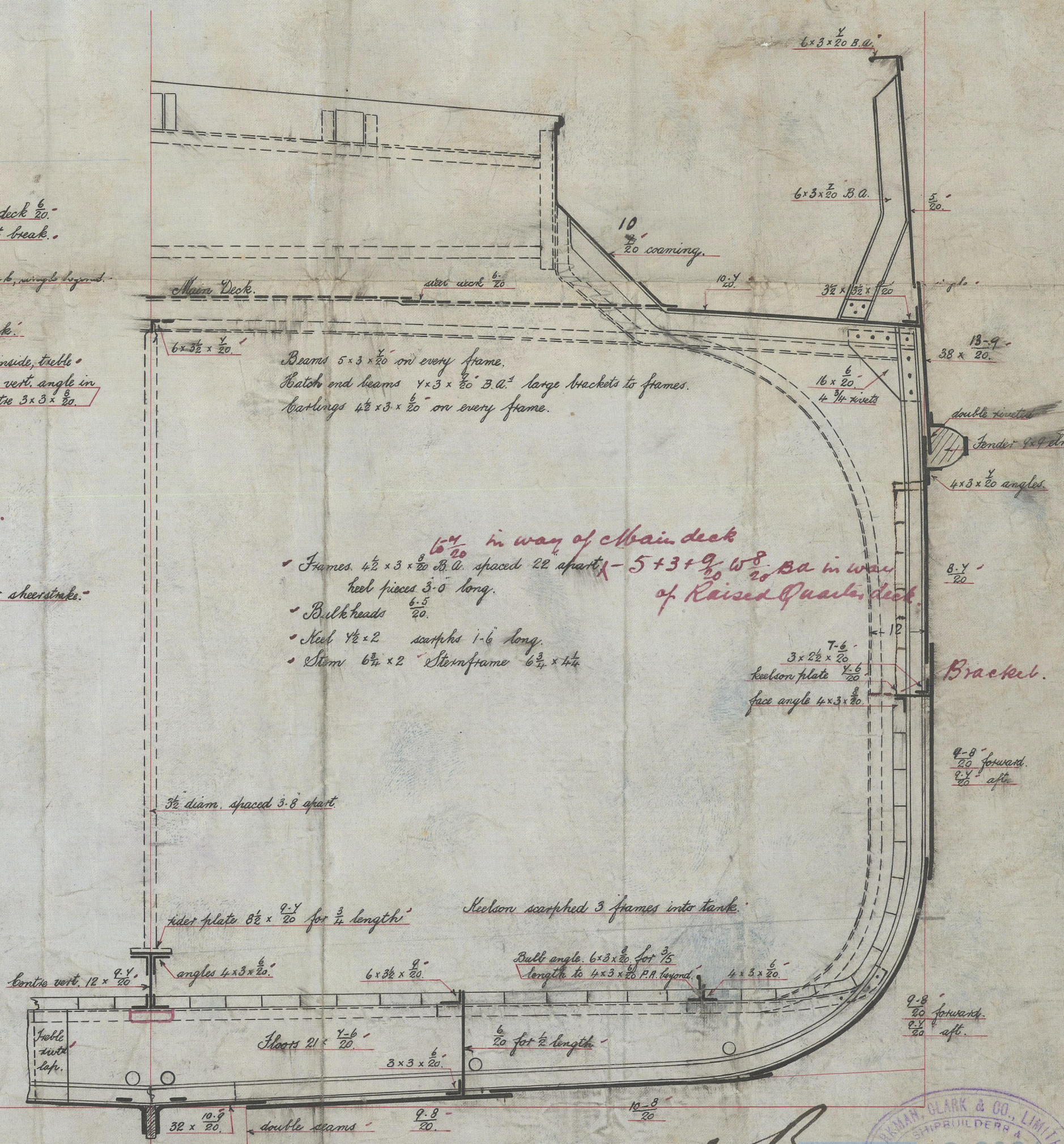
Handwritten notes in top right corner, including "level" and "copy" with arrows.



Section in way of Quarter Deck.



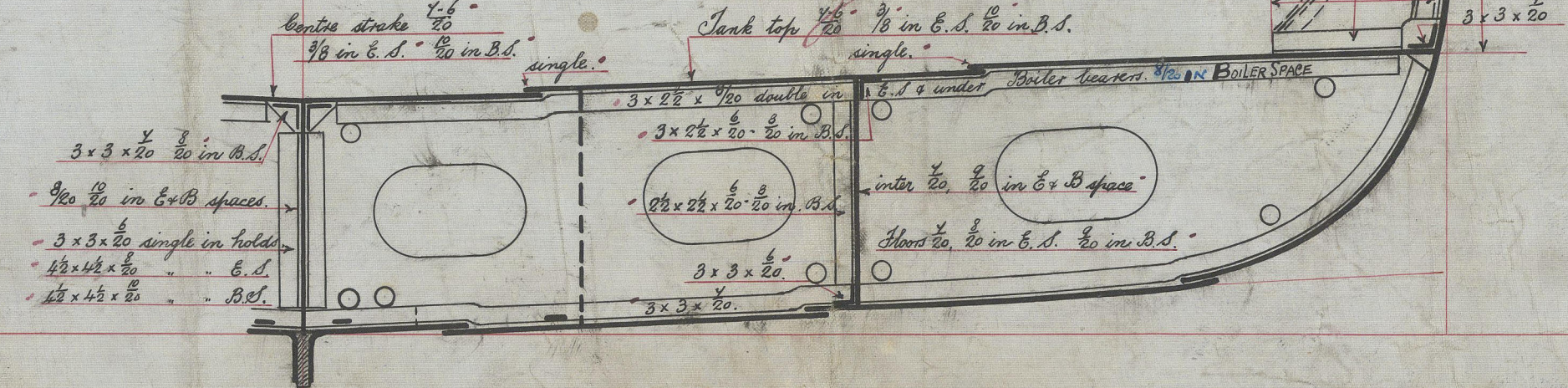
Section in way of Bridge Deck.



Section in Forward Well.

- Riveting**
- Centre girder lapped and double riveted for 1/2 length double at ends.
  - Tank top centre stanchions lapped and double riveted.
  - Plating elsewhere "single".
  - Main & quarter deck stringers lapped & double riveted for 1/2 length.
  - Other stringers and ties double riveted.
  - Main & quarter deck plating lapped double for 1/2 length.
  - Bridge deck plating single throughout.
  - Butts of girders lapped & double riveted for 1/2 length.
  - Stanchions lapped and double riveted for 1/2 length.
  - Other shell butts to be lapped & double riveted.
  - for 1/2 length except where over rule width.
  - when they are to be quad rivet for 1/2 length.
  - Butts of sides of quarter, bridge, and fore decks to be double riveted laps.

## Ceiling



- Forecastle deck beams 5 1/2 x 3 x 20.**
- Stringer 20 x 20 angle 2 1/2 x 2 1/2 x 20
  - Laid 8 x 20 Deck 5 x 2 1/2 yellow pine

- Frames 4 1/2 x 3 x 20 B.11 spaced 22 apart - 5 + 3 + 2 = 10 B.11 in way of Raised Quarter Deck.**
- Bulkheads 20 x 20
  - Keel 1 1/2 x 2 scantlings 1-6 long
  - Stem 6 1/2 x 2 Sternframe 6 1/2 x 1 1/2

W728-0232



Wakman Clarke & Co.

Nº 290

Amended Mid Section

Lenet

Bel 6743.

