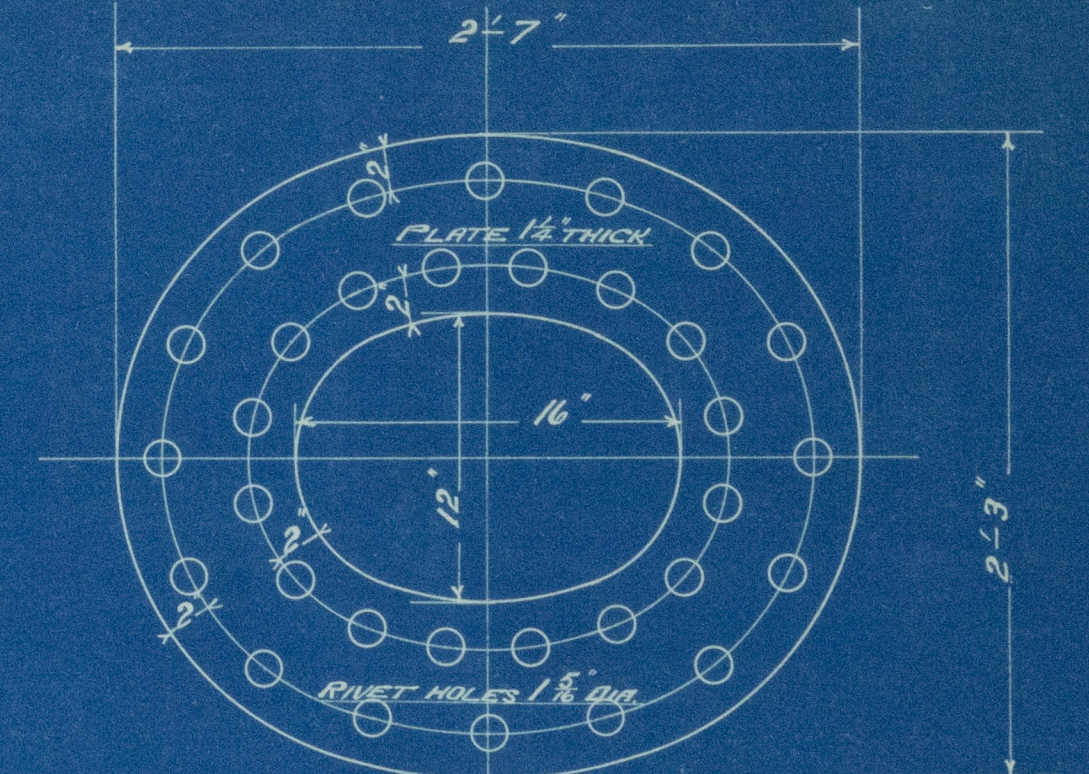



15.8.05


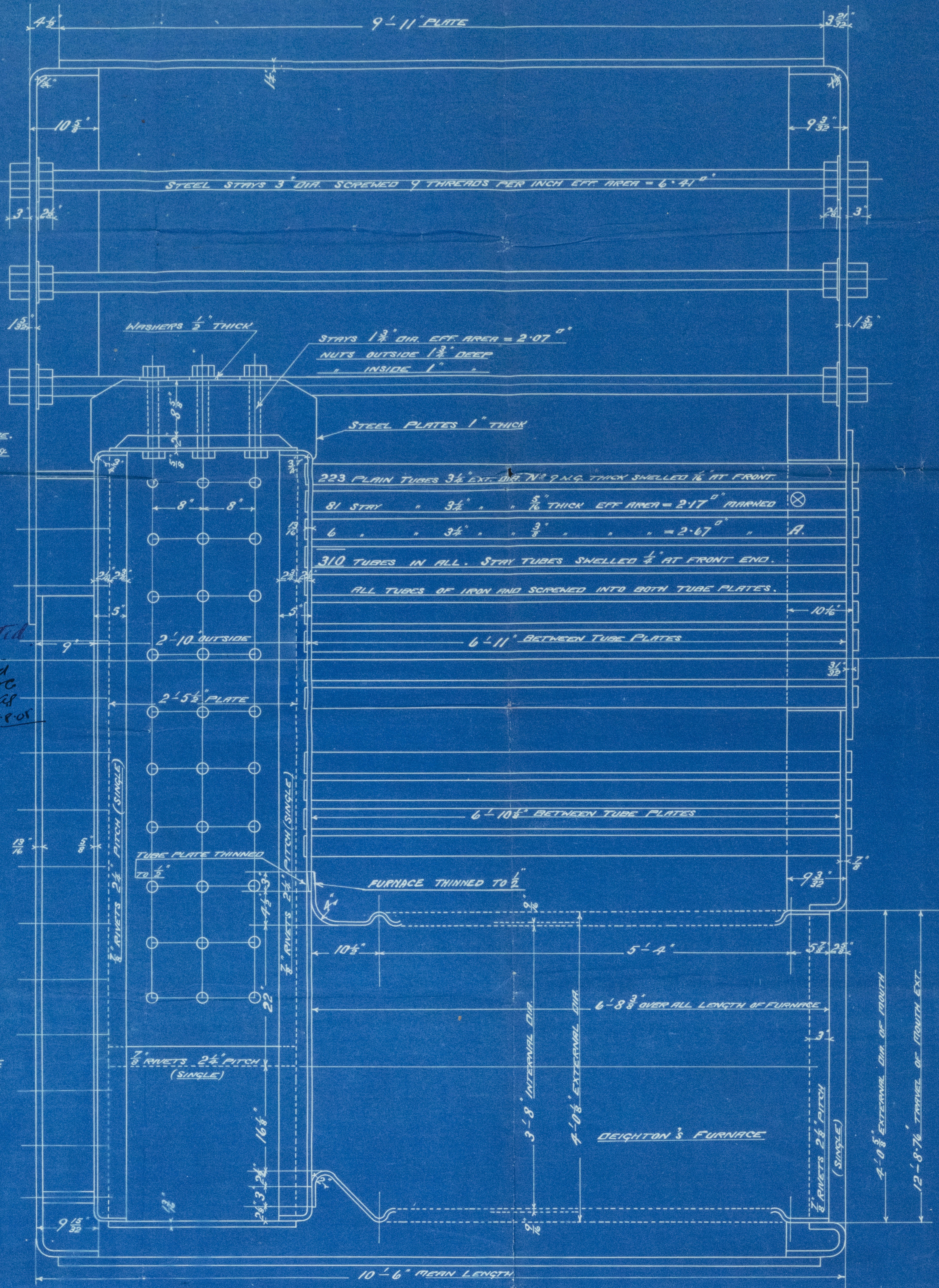
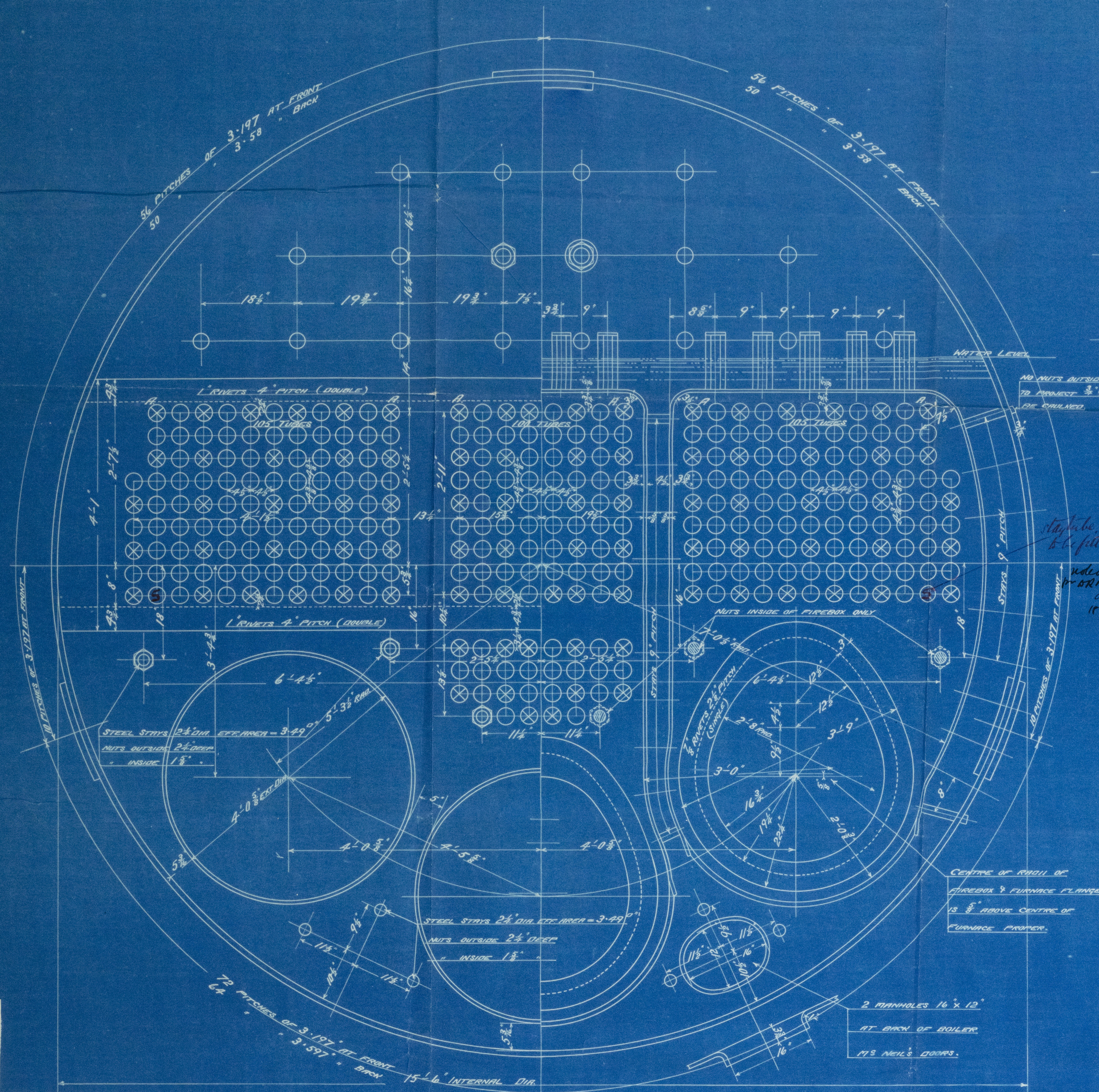
| THICKNESSES | | |
|----------------------|-------|--------|
| SHELL | STEEL | 1 1/2" |
| BUTTSIDES INNER | | 1 1/2" |
| OUTER | | 3/4" |
| TOP AND BOTTOM PLATE | | 1 1/2" |
| FRONT TUBE PLATE | | 3/4" |
| OUTER PLATE | | 7/8" |
| BACK | | 1 1/2" |
| TUBE | | 1 1/2" |
| FINESIDE BACK | | 5/8" |
| MANIFOLD | | 5/8" |
| OUTER | | 1 1/2" |
| GUARDERS | | 1" |
| MANHOLE DOUBLING | | 1 1/2" |
| FURNACES | | 5/8" |

| SURFACES ETC. | | |
|-----------------------------------|--|----------|
| 3/10 TUBES | | 1822 lb |
| FURNACES | | 136 lb |
| FURNACES | | 281 lb |
| TOTAL HEATING SURFACE | | 2240 lb |
| GRATE AREA AT 3'-8" | | 52.29 sq |
| WATER AREA | | 139 sq |
| TUBE | | |
| STEAM SPACE | | 4.52 sq |
| WATER SPACE ABOVE HEATING SURFACE | | |
| TUBE | | |
| WATER | | |
| STEAM SPACE | | |
| 1/2 BOLLER ABOVE FINESIDE | | 31.9 |
| LENGTH OF FURNACES | | 5'-0" |
| WEIGHT OF WATER | | |



| RIVETING | FRONT | | BACK |
|-----------------|------------|-----------|--------|
| | LONG JOINT | END JOINT | |
| DIAM. OF RIVETS | 1 1/8" | 1 1/8" | 1 1/8" |
| PITCH | 9" | 3-1/2" | 3-5/8" |
| 1/2 PLATE | 85-8 | 12-7 | 12-4 |
| 1/4 RIVET | 89-4 | 47-1 | 51 |

| TENSILE STRENGTHS | |
|-------------------|-----------------------|
| SHELL & BUTTSIDES | 28% TO 32 TONS PER SQ |
| OTHER PLATES | 26 " 30 " |
| MAIN STAYS | 27 " 32 " |
| SCREEN STAYS | 26 " 30 " |
| FURNACES | 26 " 30 " |
| RIVET STAYS | 26 " 30 " |



MAIN BOILER
CON' N° 441
ONE OFF
WORKING PRESSURE 180 LBS PER SQ
TO PASS LLOYD'S SURVEY
SCALES 1 1/2" = ONE FOOT

NOTE: FINESIDE WING STAYS NOT TO HAVE
NUTS OUTSIDE BUT TO PROJECT 3/4"
AND BE CHAINED.

FINESIDE STAYS, TOP, SIDES,
& BACK 1 1/2" DIA EFF. AREA = 2-07"
CORNER STAYS IN FINESIDE BACK
2" DIA EFF. AREA = 2-75"
NUTS ON 1 1/2" STAYS 1" DEEP
2" x 2" x 1 1/2"
ALL STAYS SCREWED THRO'
BOTH PLATES WITH NUTS AT EACH END
EXCEPT WHERE OTHERWISE STATED.



TR 9 N 2100
TRAISED 10 13 AUG 1905

W25-5224

W725-6050 1/2

From DAVID ROWAN & CO., GLASGOW.

ENCLOSURE


FOR

Messrs Lloyd's Surveyors

D. Rowan & Co's

No. 441

S.S. "Winga"



S.S. Winga

ges. nph. No. 23569



RETAIN



© 2021

Lloyd's Register
Foundation

W725-0050