

# PROFILE No. 90.


SCALE  $\frac{1}{8}'' = 1 \text{ FOOT}$

DIMENSIONS


B.P. 382-0" EX. 48-0" MLD 31-0"

Date 26/12/1911  
No. 837  
H. W. H. & S. LTD.  
HULL

SKETCH SHOWING THE  
CONNECTIONS TO BEAMS  
HATCH ENDS & BULBS



SKETCH SHOWING BEAM  
AND BEAM BRACKET IN WAY  
OF BULB ANGLE FRAME



NOTE: FLANGE OF OUTSIDE BRACKET  
PUNCHED TO TAKE CEILING.

FRAMES: SEE WEB FRAME PLAN

NOTE: ALL FRAMES PUNCHED FOR BEAM KNEES AT ALL DECKS.

NOTE: FRAMES TO BE PUNCHED FOR 18 BRACKETS WHERE SHOWN.

NOTE: FLANGE OF OUTSIDE BRACKET  
PUNCHED TO TAKE CEILING.

FLANGE OF FRAME TO SHELL  $\frac{1}{8}$  RIVETS

DOUBLE FRAMES  $33 \times 32 \times \frac{1}{2}$  TO BE FITTED BETWEEN COLLISION BND AND  $\frac{1}{8}$  LEN. FORWARD BEFORE THE  $\frac{1}{8}$  LEN. FORWARD THE RIVETS IN THE LANDING EDGES OF THE STRAKES OF PLATING FORMING THE PLATE OF THE BOTTOM TO BE SPACED, NOT MORE THAN 48 DIA. APART. THE RIVETS IN THE PLATING & FRAMES IN WAY OF SAME SPACED 52 DIA. APART.

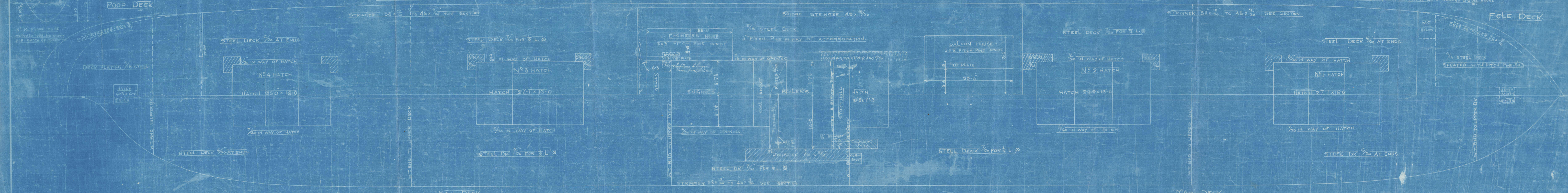
POOP DECK

UPPER DECK

BRIDGE DECK

UPPER DECK

FORE DECK



MAIN DECK

MAIN DECK



From NORTHUMBERLAND SHIPBUILDING Co., Ltd.,  
HOWDON-UPON-TYNE.

To *Lloyds*

Date *26/2/1901.* *W715-0039*  
*(1452)*

**PROFILE**

SCALE  $\frac{1}{8}" = 1 \text{ FOOT.}$

**DIMENSIONS**

**B.P. 382-0" x EX. 48-0" x MLD 31-0"**



HATCHES

WEBS  $\frac{7}{20}$  NO. 1.34

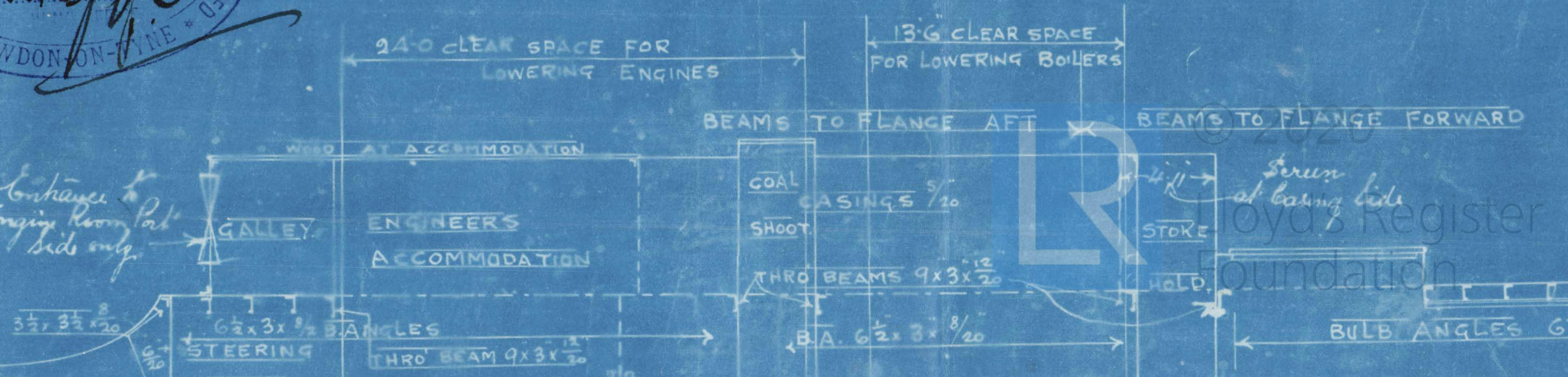
BOTTOM  $3 \times 3 \times \frac{1}{20}$

WEBS  $\frac{7}{20}$  NO. 2

HATCHES

$3"$   
 $2 \times \frac{9}{20}$


*Entrance to  
Engine Room Port  
Side only*





Northumberland S.S. Co.  
S.S. No 90.

Profile skewing correct  
position of Bulkheads  
& web frames.



S.S. "Whitgift"

Newcastle Report

No 42278

S.S. "Oriana"

Newcastle Report

No 44. III

W715-0039(2082)



© 2020

Lloyd's Register  
Foundation



RETAIN



© 2020

Lloyd's Register  
Foundation