

W707-0210 (112)

For Enclosure to

Messrs. Lloyd's Surveyors

Plan at Upper Deck of N^o 225 Turbine Steamer.

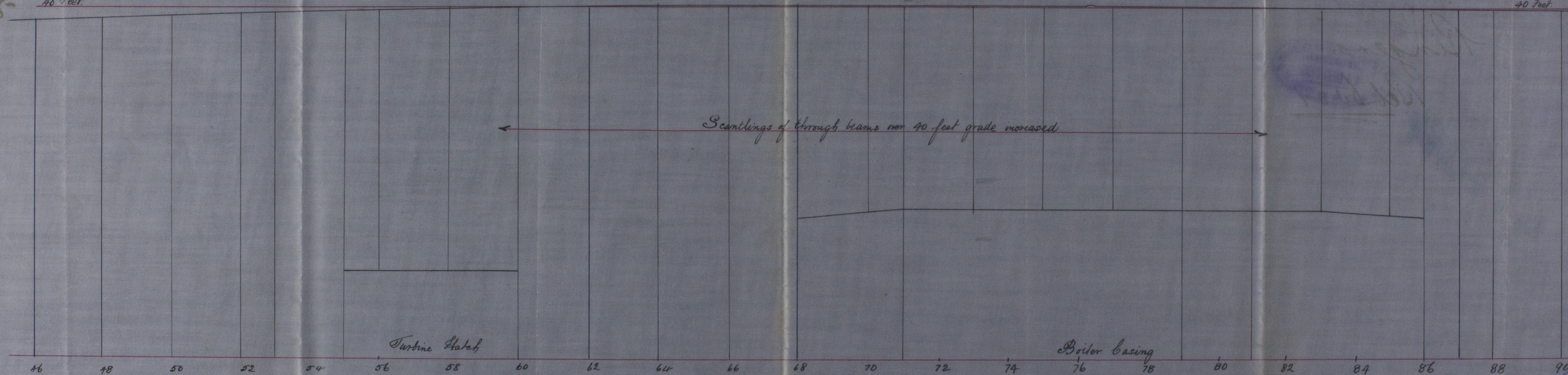
Scale $\frac{1}{4}$ inch = 1 Foot.

Handwritten notes in top right corner, including "222 22" and "Scantlings of through beams over 40 feet grade increased".

31-1-05

40 Feet.

40 Feet.



Handwritten signature and date 31/1/05.



Lloyd's Register Foundation
W707-0210 (112)

Mess^r Workman Clark & Co

SS 225



Diagram of deck
showing increase
6" in breadth

31-1-05

lot of

Ringers

Rel 6001



RECEIVED



© 2021

Lloyd's Register
Foundation

W707-0210