

Midship Section

S. S. N^o 594 1629

Dims 330' x 49'0" Ex, 48'9" mid x 24'3 1/2" mid.

Class 100 A.1. at Lloyd's 3 Deck Rule Single Deck

Scale 1/2" = one foot.

Bridge 98'0" x 7'6"
Steel Deck 7/8" when exposed, 7/16" in way of
Deckhouses with 2 1/2" N.A. Deck
Butts lapped + 3 R.

Stringer Plate 40 x 9/16"
Butts lapped + 3 R.
Angle 4 x 4 x 1/2"

Note- The scantlings & details of construction noted hereon are submitted on the understanding that they are the minimums which will be accepted for class at this date & if not they are to be amended.

Proportions
Depths to length 12.98
Beams to length 6.79

Numerals

1/2 Beam	24.37
1/2 Girth	46.96
Depth	25.31
1st No	96.64
2nd No	328.66
3rd No	31761.70

Equipment N^o

1/2 Beam	24.37
1/2 Girth	46.96
Depth	25.31
96.64	

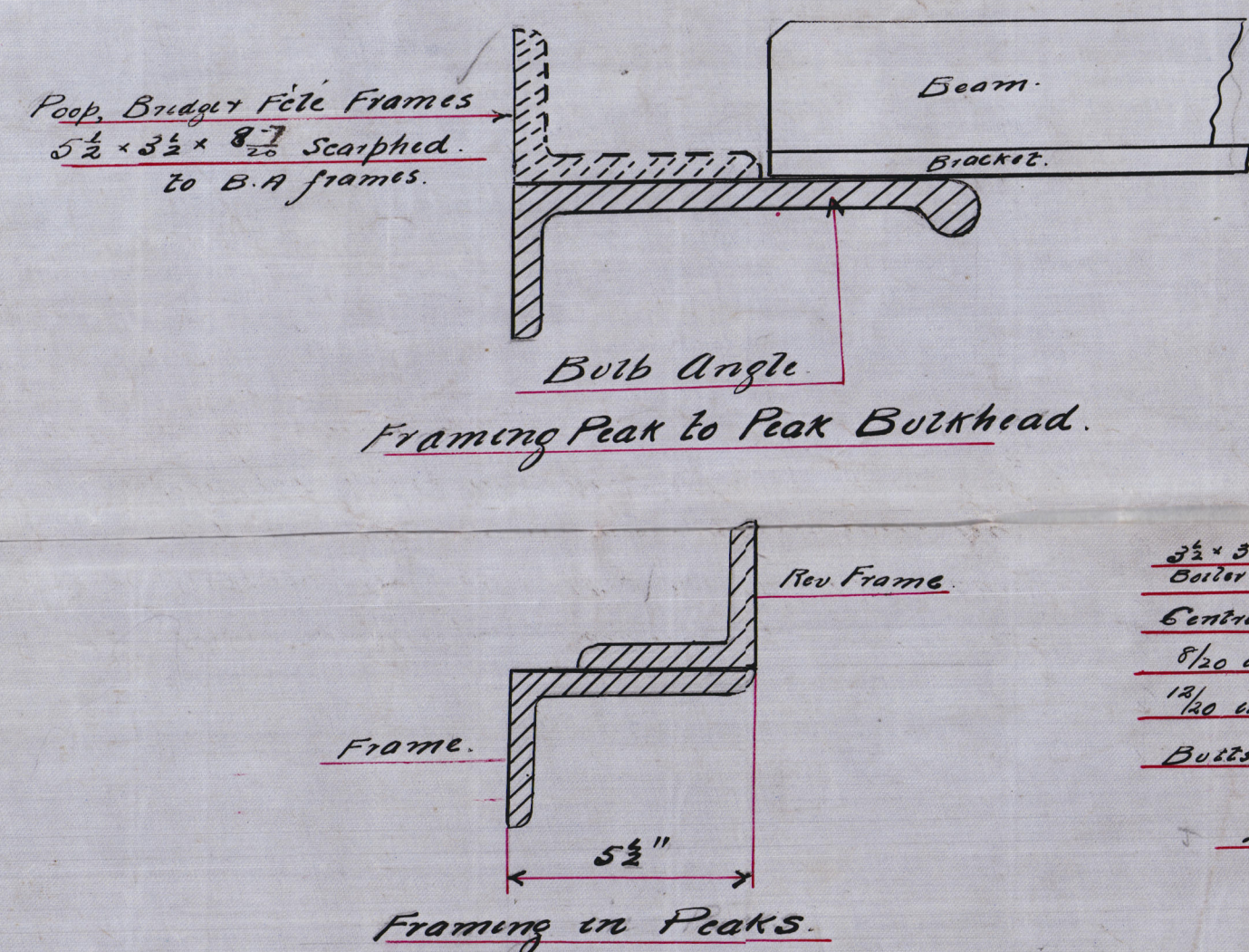
Peep 30' x 7' x 1/2"	328.66
Peep 28' x 7' x 1/2"	315.00
Peep 26' x 7' x 1/2"	1102.50
Peep 24' x 7' x 1/2"	399.00
Deck & Sidehouses 43' x 7' x 1/2"	311.75
Equipment N ^o = 33889.95	

3 Deck Numeral

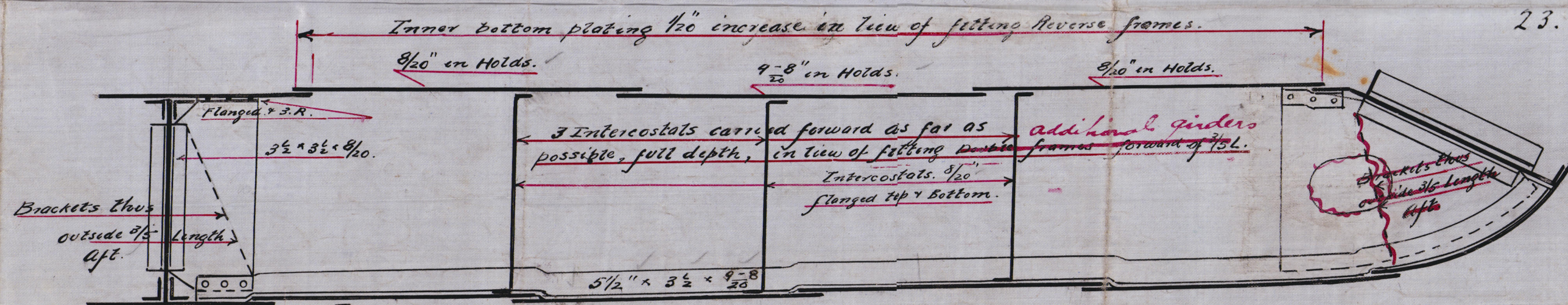
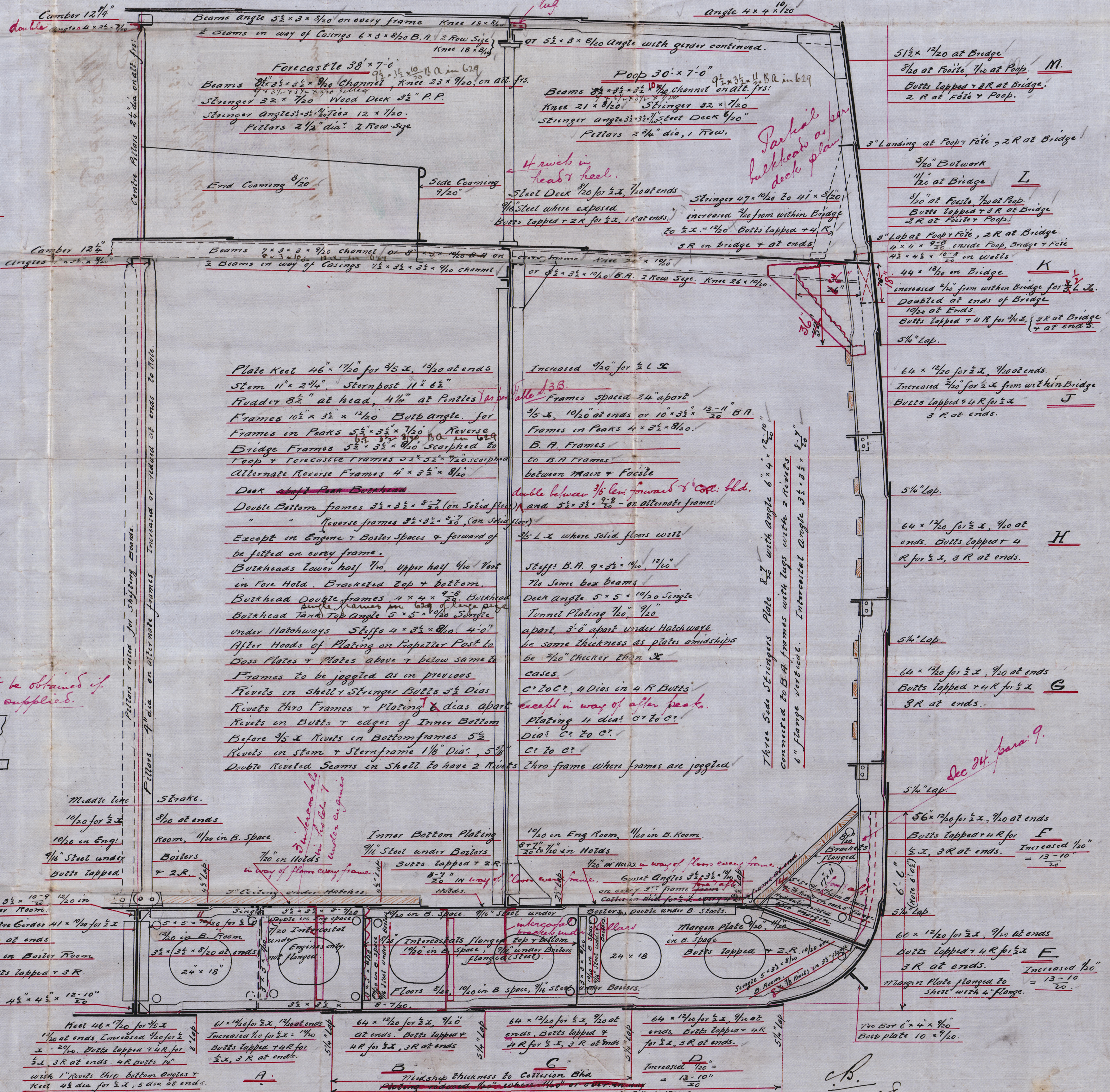
1/2 Beam	24.37
1/2 Girth	46.96
Depth	25.31
96.64	
deduct	7.00
1st No =	89.64
2nd No =	328.66
3rd No =	29461.08

Equipment

2 Bower Anchors 59 cwt. ex. Stock	
1 " " 53 " " "	
1 Stream " 13 " " "	
1 Kedge " 5 " " "	
270 fathoms 2" Stud chain cable 538. 3. 0	
90 " 1 1/2" Stream " or 4 1/2" Steel wire	
120 " 1 1/2" Towing or 4" Steel wire	
4 warps 7' or 2 1/2" Steel wire 90 fathoms each = owner's consent to be obtained if steel wire supplied.	



Note + Solid floors to be fitted on every frame in Engine & Boiler Spaces & forward of 3/5 Length elsewhere on alternate frames.



Section of intermediate frames outside E+B space, except from 1/5 length forward


Note + Solid floors to be fitted on every frame in Engine & Boiler Spaces & forward of 3/5 Length elsewhere on alternate frames.

MIDSHIP SECTION.

Russell & Co No 594 & Co

S. S. "Bright Wings"

Greenock Report No. 15578



S. S. "Emerald Wings"

Greenock Report No. 16109



© 2021

Lloyd's Register
Foundation

W702-0009