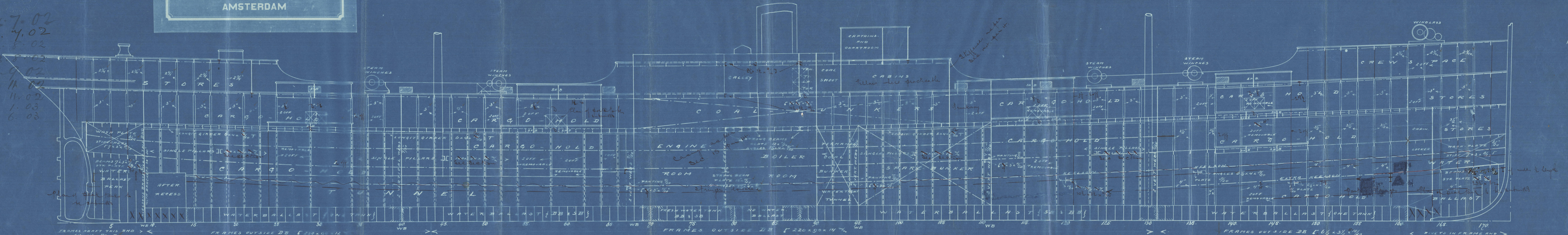


# — Proposed Steel Screw Steamer. Scale $\frac{1}{8}''=1'-0''$ —

5142

NEDERLANDSCHE  
SCHEEPSBOUW-MAATSCHAPPIJ  
AMSTERDAM

4-7-02  
31-4-02  
14-5-02  
23-9-02  
5-11-02  
15-11-02  
27-1-03  
6-03



Poopdeck.

Bridgedeck.

Forecastledeck.

Spardeck.

Maindeck.

Partial Lowerdeck.

BUTTLAPS OF STRINGER-AND TIEPLATE  
RIVETED OVER THE WHOLE LENGTH.  
BUTTLAPS OF DECK PLATING DOUBLE RIVETED  
OVER  $\frac{1}{2}$  L, SINGLE AT ENDS.

BUTTLAPS OF STRINGER-AND TIEPLATE  
RIVETED OVER THE WHOLE LENGTH.  
BUTTLAPS OF DECK PLATING DOUBLE RIVETED  
OVER  $\frac{1}{2}$  L, SINGLE AT ENDS.

BUTTLAPS OF STRINGER-AND TIEPLATE  
DOUBLE RIVETED.

## — PRINCIPAL DIMENSIONS —

LENGTH ACCORDING LLOYDS ..... 347'-2"  
BREADTH EXTREME ..... 45'-11"  
DEPTH MOULDED TO SPARDECK ..... 29'-6"  
HEIGHT OF BRIDGE AND POOP ..... 6'-9"  
" " " FORECASTLE ..... 6'-0"  
ROUND OF BEAM ..... 0'-11 1/2"  
RISE OF FLOOR ..... 1'-0"

## — LLOYDS NUMBERS —

1<sup>ST</sup> NUMBER  $22'-10\frac{1}{2}'' + 22'-8'' + 41'-9'' = 87.3$   
2<sup>ND</sup> "  $87.3 \times 347.107 = 30308$   
COMB. LENGTH OF POOP, BR. & FLE  $= 82 + 80 + 51 = 113$   
EQUIPMENT NUMBER  $30308 + \frac{113}{37110} \times 30308 = 32305$   
LENGTH: DEPTH (TO MAINDECK) ..... 18998  
" " BREADTH ..... 250




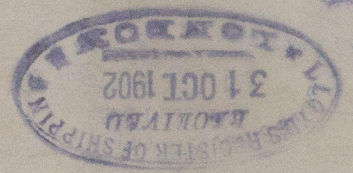



N697-0251











*Deck plan*  
*51 & 52*

*Yipanao*

*Amo 2712*



RETAIN



*51 & 52*

W697 - 025