



12.12.03
14.1.04
12.2.04
19.2.04
15.4.04
20.4.04
4.6.04

LOYDS NUMERALS.
Half Girth 50.22
Half Breadth 24.37
Depth 29.40
103.99
7.00
Frame No. 96.99
Length as per rule 379
Plating No. 36759.21
Decks to length 12.88
Breadths to length 7.77


MIDSHIP SECTION

OF A
THREE DECKED STEEL SCREW STEAMER.

DIMENSIONS
LENGTH 381'-0"
BREADTH MID 48'-0"
DEPTH MID 28'-5"
CLASS 100 A.1.
SCALE 1/2 INCH = 1 FOOT.

ANCHORS & CABLES
Equipment No. 45092.48
1st Bower Ex Stock 47 Cuts of Stockless 58 1/2 cuts
2nd do do 47 do do 58 1/2 do
3rd do do 40 do do 49 1/2 do
Stream do 14 do do
Kedge do 7 do do
270 fathoms Steel chain cable 2 3/16
90 do Stream chain 1 1/2 or 4 3/4 Steel wire

HAUSERS & WARPS
120 fathoms Towline 14 or 4 1/4 Steel wire
2-90 do Hauler 8
2-90 do Warp 7



No 144.

W. PICKERGILL & SONS
SOUTHWICK
SUNDERLAND

W695-0250

Messrs W. Pickersill & Sons




S. S. No. 144

Midship Section.


SS Wharfedale

Sld. Rept. No. 21954.

Wharfedale



RETAIN



Lloyd's Register Foundation