



BOILER S.S. N° 286.

29/11/17

WORKING PRESSURE 160 LBS PER SQUARE INCH

ALL PLATES MAIN STAYS RIVETS & SCREW STAYS OF STEEL TUBES OF IRON LAP WELDED

ALL HOLES DRILLED IN POSITION

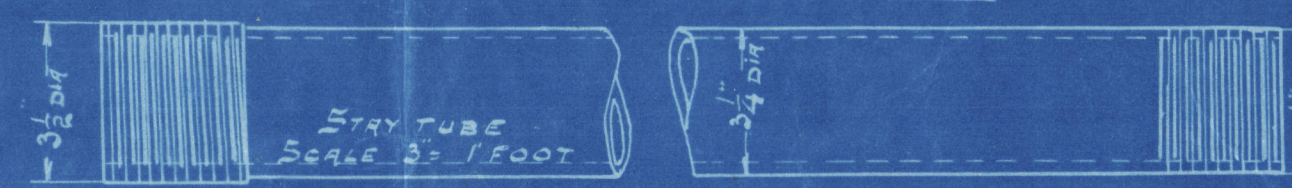
TENSILE STRENGTH OF SHELL PLATES & BUTT STRAPS TO BE NOT LESS THAN 29 & NOT MORE THAN 32 TONS PER SQ INCH

" " " LONGITUDINAL STAYS " " " 27 " " 32

" " " SCREW STAYS & OF ALL OTHER PLATES " " " 26 " " 30

SCALE 1" = ONE FOOT

TO PASS LLOYDS

STAY TUBES THUS \odot 5/16" THICKPLAIN " " \circ N° 8 LBS THICK


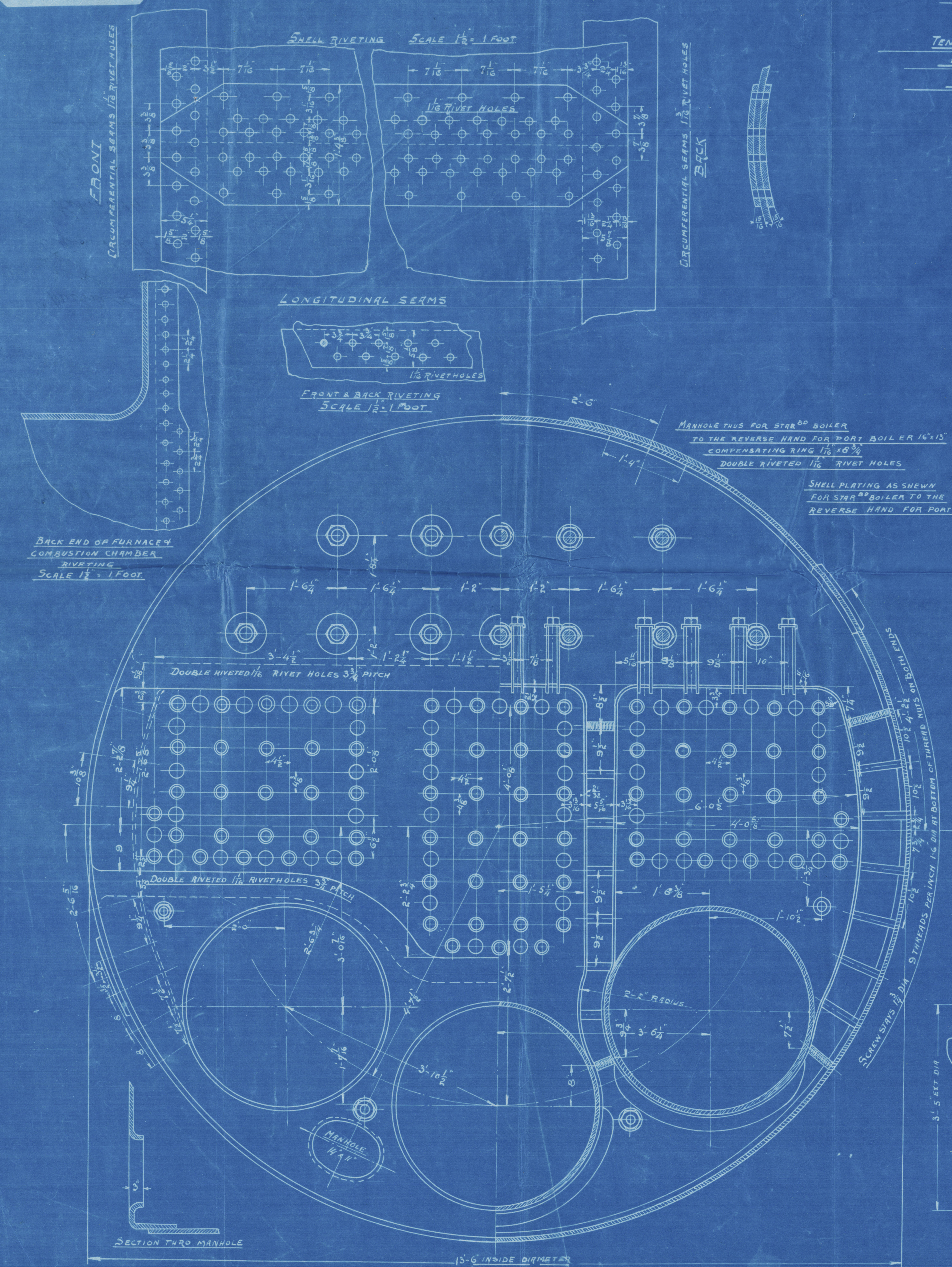
PLATES	THICKNESS	SURFACES	SQ FT
SHELL	5/16"	222 TUBES	1285
BUTT STRAPS	1/2"	3 FIRE BOXES	187.2
ENDS TOP	1/2"	3 FURNACES	104
FRONT TUBE PLATE	1/2"	BACK TUBE PLATE	96.2
BOTTOM	1/2"	FRONT	80.6
BACK	1/2"	TUBE PLATE	116
FIRE BOX TOP	3/32"	" TWO "	32.82
" " BACK	3/32"	" " "	" " "
" " SIDES	3/32"	" " "	" " "
FURNACES	3/32"	GRATE	98.7
GIRDERS TWO PLATES 1/2"			
STAYS STEAM SPACE 3 SCREW		WATER SURFACE	242
" WATER " 2 1/2"		AREA TWO TUBES	20.1
" " 1 1/4"		AREA TWO TUBES	9.203
TOTAL STEAM SPACE TO 6" ABOVE TUBES 716 CUB			

306 PLAIN TUBES 6.8 3/4" LONG 3/4" EXT DIA SWELLED 1/8" AT ONE END FOR 3 IN LENGTH N° 8 LBS THICK
 156 STAY " 6-8 3/4" " 3/4" " 3/4" DIA " 1/8" THICK AND
 SCREWED WITH CONTINUOUS THREAD 9 THREADS PER INCH

MARK	NO	LENGTH	BREADTH	THICKNESS	POSITION
A	2	23'-0"	9'-6 3/8"	3/16"	SHELL
B	2	19'-8 3/8"	9'-6 3/8"	3/16"	"
C	4	9'-6 3/8"	1'-4 1/2"	1/16"	BUTT STRAPS OUT SIDE
D	4	8'-7"	1'-4 3/4"	1/16"	INSIDE
E	2	14'-0"	1'-1 1/8"	1/16"	FRONT TOP
F	2	14'-0"	1'-1 1/8"	1/16"	FRONT TUBE PLATE
G	2	14'-0"	1'-1 1/8"	1/16"	FRONT BOTTOM
H	4	14'-0"	1'-1 1/8"	1/16"	BACK TOP
I	4	14'-0"	1'-1 1/8"	1/16"	BACK BOTTOM
J	4	14'-0"	1'-1 1/8"	1/16"	BACK TUBE PLATE
K	4	14'-0"	1'-1 1/8"	1/16"	CHAMBER BACK
L	2	14'-0"	1'-1 1/8"	1/16"	"
M	2	5'-9"	3'-6 1/2"	1/16"	BACK TUBE PLATE
N	2	5'-4"	2'-5 1/2"	1/16"	CHAMBER TOP CENTRE
O	4	5'-9"	2'-5 1/2"	1/16"	" " WING
P	2	17'-11"	2'-5 1/2"	1/16"	" SIDE CENTRE
Q	4	15'-0 1/2"	2'-5 1/2"	1/16"	" " WING
R	40	2'-10 1/2"	1'-2"	1/16"	GIRDERS
S	6	10'-6"	5'-5"	1/16"	FURNACES
T	4	8'-0"	7'-4"	1/16"	WASHERS (TO CUT)
U	5	3'-0"	2'-2"	1/16"	MANHOLE RING

STAYS

24 STAYS 3" DIA X 10'-9 1/2" LONG
 4 " 2 1/2" " X 10'-0"
 4 " 2 " " X 7'-0"
 4 " 1 1/2" " X 12'-0"



28/11/17
 J.C.

Nr Modder

W695-0100

"Marnix"

ex

"Eigen Hulp VI"

Rot10594

Porter plan

2020/2020/2020/



© 2020

Lloyd's Register
Foundation