


No 882 T.S.S. AMAZON MARU

STRUCTURAL ARRANGEMENT


SHEET II

SCALE 1/8 IN TO ONE FT.


SHELTER DECK.



UPPER DECK.



MAIN DECK.



Amazon Maru

C. I. Wks. No 882

Decks

Kobe Rpt. No 2550

RETAIN



© 2021

Lloyd's Register
Foundation

W643-0236